

# Japanese Knotweed

## Species Description

**Scientific name:** *Fallopia japonica*

**AKA:** Japanese Bamboo, Pysen saethwr (Welsh), *Polygonum cuspidatum*, *Reynoutria japonica*

**Native to:** Japan, Taiwan, northern China


**Habitat:** Common in urban areas, particularly on waste land, railways, road sides and river banks

Tall herbaceous perennial with bamboo like stems. Often grows into dense thickets. Characteristic leaves and stems, persistence of last year's dead canes and distinctive rhizome (underground root-like stems) enables year round identification.



Introduced in the early 19<sup>th</sup> century as an ornamental plant. Now common and widespread across the UK. Spreads rapidly in the wild by natural means and as a result of spread by humans. Spread is solely by vegetative means, either fragments of rhizome or stem. Does not produce seed in the UK. Negative impacts include outcompeting native flora, contributing to river bank erosion and increasing the likelihood of flooding. Can also cause significant delays and cost to development as well as structural damage (it can grow through asphalt and some other surfaces).

Japanese Knotweed is listed under Schedule 9 to the Wildlife and Countryside Act 1981 with respect to England, Wales and Scotland. As such it is an offence to plant of otherwise cause Japanese knotweed to grow in the wild. Under the Environmental Protection Act 1990, Japanese Knotweed is classified as controlled waste.

For details of legislation go to [www.nonnativespecies.org/legislation](http://www.nonnativespecies.org/legislation).



## Key ID Features






# Identification throughout the year

Winter

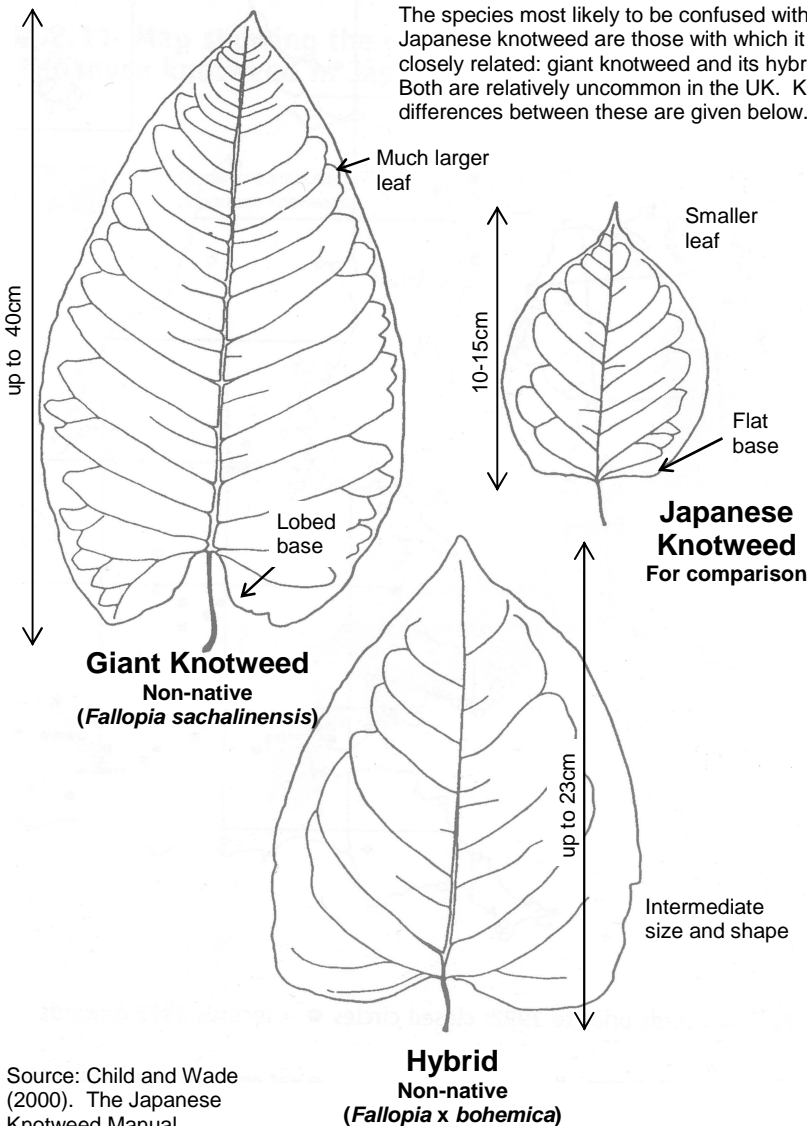
Summer

Spring



## Similar Species

The species most likely to be confused with Japanese knotweed are those with which it is closely related: giant knotweed and its hybrid. Both are relatively uncommon in the UK. Key differences between these are given below.

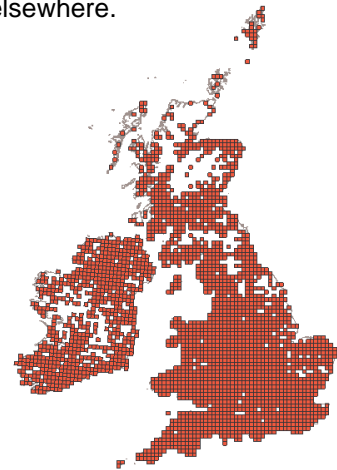


Source: Child and Wade (2000). The Japanese Knotweed Manual

## Distribution

Widespread and common across the UK. Notably extensive infestations are found in the south-west of England, south Wales and Greater London, however similarly extensive populations can also be found elsewhere.

Source: NBN Gateway. Check website for current distribution



### References and further reading:

- Blamey, M, Fitter, R and Fitter, A (2003) "The Wild Flowers of Britain and Ireland. The Complete Guide to the British and Irish Flora." A & C Black
- Child, L E and Wade, P M (2000) "The Japanese Knotweed Manual". Packard
- Environment Agency (2006) "The Japanese Knotweed Code of Practice". Environment Agency
- Preston, C D, Pearman, D A and Dines, T A (editors) (2002) "New Atlas of the British and Irish Flora". Oxford University Press
- Stace, C (1999) "Field Flora of the British Isles". Cambridge University Press