



# **HERTSMERE BOROUGH COUNCIL PLAYING PITCH STRATEGY ASSESSMENT REPORT**

**MARCH 2019**

QUALITY, INTEGRITY, PROFESSIONALISM

**Knight, Kavanagh & Page Ltd**  
Company No: 9145032 (England)

**MANAGEMENT CONSULTANTS**

Registered Office: 1 -2 Frecheville Court, off Knowsley Street, Bury BL9 0UF  
T: 0161 764 7040 E: [mail@kkp.co.uk](mailto:mail@kkp.co.uk) [www.kkp.co.uk](http://www.kkp.co.uk)



6643

# HERTSMERE BOROUGH COUNCIL PLAYING PITCH ASSESSMENT REPORT

---

## CONTENTS

GLOSSARY .....	1
PART 1: INTRODUCTION AND METHODOLOGY .....	2
PART 2: FOOTBALL.....	18
PART 3: THIRD GENERATION TURF (3G) ARTIFICIAL GRASS PITCHES (AGPS) .....	48
PART 4: CRICKET.....	55
PART 5: RUGBY UNION .....	73
PART 6: HOCKEY .....	87
PART 7: GOLF.....	95
PART 8: BOWLS .....	107
PART 9: TENNIS .....	113
PART 10: NETBALL.....	124
PART 11: ATHLETICS.....	129
APPENDIX 1: SPORTING CONTEXT .....	134

# HERTSMERE BOROUGH COUNCIL PLAYING PITCH ASSESSMENT REPORT

---

## GLOSSARY

3G	Third Generation (artificial turf)
AGP	Artificial Grass Pitch
ASC	All Stars Cricket
BC	Bowls Club
CC	Cricket Club
CSP	County Sports Partnership
ECB	England and Wales Cricket Board
EH	England Hockey
EFL	English Football League
FA	Football Association
FC	Football Club
FIFA	Fédération Internationale de Football Association
FIT	Fields in Trust
FPM	Facilities Planning Model
GIS	Geographical Information Systems
HC	Hockey Club
HBC	Hertsmere Borough Council
KKP	Knight, Kavanagh and Page
LDF	Local Development Framework
LTA	Lawn Tennis Association
LMS	Last Man Stands
MUGA	Multi use games area
NGB	National Governing Body
NHS	National Health Service
NPPF	National Planning Policy Framework
PGA	Professional Golfers Association
PPS	Playing Pitch Strategy
PQS	Performance Quality Standard
RFU	Rugby Football Union
RUFC	Rugby Union Football Club
S106	Section 106
TGR	Team Generation Rate
TC	Tennis Club
U	Under

# HERTSMERE BOROUGH COUNCIL PLAYING PITCH ASSESSMENT REPORT

---

## PART 1: INTRODUCTION AND METHODOLOGY

### 1.1: Introduction

Knight, Kavanagh & Page Ltd (KKP) has been jointly commissioned by three of the South West Herts group of local authorities (Hertsmere Borough Council, Dacorum Borough Council and Hertsmere Borough Council) to produce an Open Space, Sport & Recreation Study which includes production of a Playing Pitch Strategy (PPS) for each of the local authority areas. The PPS forms one part of the inter-related project that also includes an Indoor Sports Facilities Strategy (ISFS) for each of the local authority areas.

The studies will provide the necessary robustness and direction to inform decisions on future strategic planning and any investment priorities for outdoor sports facilities across each of the areas. It will also inform the preparation of the individual Local Plans and inform the South West Herts Joint Strategic Plan.

This is the updated Playing Pitch Strategy (PPS) Assessment Report for Hertsmere. Please note that a previous Hertsmere PPS was produced in 2017 and as such this report seeks to update the supply and demand information so that it sits in line with the other West Herts local authorities. It does rely on some aspects of club consultation carried out as part of the previous study, however, it fully updates the supply and demand information including the quality assessments.

This report presents a supply and demand assessment of playing pitch and other outdoor sports facilities in Hertsmere in accordance with Sport England's PPS Guidance: An approach to developing and delivering a PPS. The guidance details a stepped approach that is separated into five distinct stages:

- ◀ Stage A: Preparation
  - ◀ Step 1: Clarify why the PPS is being developed
  - ◀ Step 2: Set up the management arrangements
  - ◀ Step 3: Tailor the approach
- ◀ Stage B: Information Gathering
  - ◀ Step 4: Develop an audit of playing pitches
  - ◀ Step 5: Develop a picture of demand
- ◀ Stage C: Assessment
  - ◀ Step 6: Understand how each site is being used
  - ◀ Step 7: Develop the current picture of provision
  - ◀ Step 8: Carry out scenario testing
- ◀ Stage D: Key Findings & Issues
  - ◀ Step 9: Identify key findings & issues
  - ◀ Step 10: Check and challenge key findings & issues
- ◀ Stage E: Strategy Development & Implementation
  - ◀ Step 11: Develop conclusions & recommendations
  - ◀ Step 12: Develop an action & implementation plan
  - ◀ Step 13: Adopt, monitor and review the PPS

Stages A to C are covered in this report, with Stage D and Stage E covered in the subsequent strategy document. This Assessment and subsequent Strategy will run from 2019-2036, in line with the new Local Plan for Hertsmere.

# HERTSMERE BOROUGH COUNCIL

## PLAYING PITCH ASSESSMENT REPORT

---

Although each local authority is receiving its own Assessment and Strategy, cross border issues will be explored in each to determine the level of imported and exported demand. This applies to demand that migrates between the local authorities included and also to demand that migrates to and from neighbouring local authorities such as London Boroughs of Barnet, Harrow and Enfield as well as Three Rivers, Watford, St Albans and Welwyn Hatfield.

The report is one document in a wider inter-related strategy for sport and recreation which also includes an Indoor Sports Facilities Strategy. The inter-relationship between the strategies must be noted as some sports covered by the PPS also use indoor facilities for matches or training.

### **1.2: Local context**

#### ***Hertsmere's 2020 Vision***

Hertsmere Council sets out a vision for 2020, to work with its residents to improve communities and places. It identifies that within Hertsmere there are increasing financial pressures, a changing population and changes in legislation. It plans to respond to this in a number of ways which will include:

- ✦ Ensuring future growth meets the needs of the borough and its residents.
- ✦ Seeking to protect and enhance the natural environment.
- ✦ Supporting residents to be healthier and live longer.
- ✦ Providing opportunities to enable all the people of Hertsmere to lead fulfilling lives.
- ✦ Working in partnership to build a safe, strong and cohesive community.

#### ***South West Hertfordshire Joint Strategic Plan (JSP)***

Hertsmere Council is not working in isolation, rather it is part of a wider partnership approach with regard to house building. Increasingly HBC has been working with other councils in South West Hertfordshire, in particular, Dacorum, St Albans, Watford and Three Rivers, on planning and infrastructure issues that affect all the authorities. This work will continue and will include preparation of a Joint Strategic Plan for South West Hertfordshire, which will help provide a long-term framework for plan-making and for securing infrastructure and investment across local authority boundaries. To help with this joint working the five councils in South West Hertfordshire have all agreed that each Local Plan will cover the period up to 2036.

#### ***Hertsmere Local Plan***

The process of creating a new Local Plan for Hertsmere began in 2016. An Issues and Options Report was published in late 2017 and a Potential Housing and Employment Sites Report is due to be published in the Autumn of 2018. The plan is due to be adopted in 2019 for the period up to 2036.

It will set out the vision and objectives for the Borough. It will reconsider housing and employment need and investigate ways of meeting that need more fully. Further, it will allocate sites for housing, employment and other forms of development and will set out development management policies for the Authority.

The Government is currently reviewing its forecast on how many homes will be needed in Hertsmere, but it is expected that land for at least 500 new homes each year will be needed for the next 15 or more years. Land will also be needed for new jobs, leisure space, community facilities and other infrastructure.

# HERTSMERE BOROUGH COUNCIL

## PLAYING PITCH ASSESSMENT REPORT

### House building

The document Planning for Growth (October 2018) contains information about sites which may be suitable for meeting future growth requirements for Hertsmere. The document falls into three main parts of

- ♦ Potential housing locations (strategic sites suitable for the development of at least 250 homes).
- ♦ Potential employment locations
- ♦ Other site options (housing sites which could cater for up to 250 homes)

Table 2.6: Strategic housing sites in Hertsmere

Site Ref no	Area	Size (Ha)	Number of dwellings
<b>Borehamwood and Elstree</b>			
<b>BE1</b>	Land South of Allum Lane, Elstree	<b>12.1</b>	280
<b>BE2</b>	Land north of Stapleton Road, Borehamwood	14.7	350
<b>BE3</b>	Land off Cowley Hill, Borehamwood	68.27	800
<b>BE4</b>	Land off Well End Road, Borehamwood	105.56	600
<b>BE5</b>	Elstree Way Corridor	7.5	585
<b>BE6</b>	Land north of Barnet Lane, Borehamwood	12.63	320
	Further 17 sites with potential housing development ranging from 35-140 dwelling		
<b>Bushey</b>			
<b>B1</b>	Land south east of Hart's Farm Stables, Bushey	18.2	240
<b>B2</b>	Land north of Farm Way, Bushey Heath	48.5	850
<b>B3</b>	Former Bushey Golf and Country Club	22	Yet to be determined
	Further 15 sites ranging from 10 to 180 dwellings		
<b>Potters Bar</b>			
<b>PB1</b>	Land west of Dugdale Hill and Baker Street, Potters Bar	101.9	1300
<b>PB2</b>	Land north/west of Oakroyd Avenue and west of Barnet Road, Potters Bar	40.23	570
<b>PB3</b>	Land south of Oakroyd Avenue and west of Barnet Road, Potters Bar	63.5	880
<b>PB\$</b>	Land north/west of Park Avenue and east of Southgate Road, Potters Bar	17.4	440
	A further 10 sites ranging from 20 to 110 dwellings		
<b>Radlett</b>			
<b>R1</b>	Land north west of Watford Road (Kemprow Farm, Crown Estate) Radlett	35.86	500
<b>R2</b>	Land south of the Ridgeway (Home Farm), Radlett	41.6	560
	12 additional sites ranging from 2- 230 dwellings		
<b>Shenley</b>			
<b>S1</b>	Land west of Porters Park Drive, Shenley	31.92	530
<b>S2</b>	Land west of Shenleybury Cottages (Harberbury Hospital) Shenley	29.68	230
<b>S3</b>	Land east of Black Lion Hill (Rectory Farm), Shenley	20.48	370
<b>S4</b>	Land north of Woodhall Lane (Shenley Grange -north and south), Shenley	12.1	380

# HERTSMERE BOROUGH COUNCIL

## PLAYING PITCH ASSESSMENT REPORT

Site Ref no	Area	Size (Ha)	Number of dwellings
	Four other sites ranging from 5 to 230 dwellings		
	<b>Elstree Village</b>		
<b>E1</b>	Land east of Elstree Hill South (Edgwarebury House Farm), Elstree	28.44	550
	Further two sites ranging from 65 to 180 dwellings		
	<b>South Mimms</b>		
<b>Sm1</b>	Land south of St Albans Road, South Mimms	23.9	450
<b>SM2</b>	Land north of St Albans Road, South Mimms	21.3	390
<b>SM3</b>	Land north-east of Black Horse Lane, South Mimms	12.7	270
	Further nine sites ranging from 10 to 175 dwellings		
	<b>Other locations</b>		
<b>H1</b>	Land south of Rectory Lane (Rabley Green)	83.0	1,500
<b>H2</b>	Tyttenhanger Estate (North of M25/B556)	612	4,000
<b>H3</b>	Land west of Aldenham School, Letchmore Heath	31.6	500

The target for the number of homes required across the Borough comes directly from the central government standard approach that will be used by all boroughs across the UK. This number is derived from ONS population and household projections with adjustments made to take account of local house price to earnings ratios.

The most recent forecasts, issued in September 2018, equate to a need for 444 homes per year, in Hertsmere. However, the government now requires Councils to include a buffer of up to 20% more homes on top of this figure, to ensure there is sufficient choice in the housing market, to take account of fluctuations in the market and to address historic under-delivery of homes. Although the basic figure for Hertsmere is around 25% lower than indicated in 2017 (because of changes in national population and household projections) the level of overall housing need across South West Hertfordshire has not significantly changed and it is anticipated that a plan for at least 500 homes per year in Hertsmere will be required.

### ***Hertfordshire Health and Wellbeing Strategy 2016-2020***

This strategy sets high level priorities, to optimise the health and wellbeing of people in the county throughout the course of their lives. This is based on the four life stages of Starting Well, Developing Well, Living and Working Well and Ageing Well. The vision is “with all partners working together we aim to reduce health inequalities and improve the health and wellbeing of the people in Hertfordshire.” Hertfordshire Health and Wellbeing Board agreed six principles which decide on the priorities to focus on up to 2020. They are as follows:

- ✦ Aim to keep people safe and reduce inequalities in health, attainment and wellbeing outcomes.
- ✦ Use public health evidence, other comparison information and Hertfordshire citizen’s views to make sure that we focus on the most significant health and wellbeing needs in Hertfordshire.
- ✦ Centre strategies on people, their families and carers, providing services universally but giving priority to the most vulnerable.
- ✦ Focus on preventative approaches – helping people and communities to support each other and prevent problems from occurring for individuals and families in the future.
- ✦ Always consider what can be done better together - focussing efforts on adding value as partners to maximise the benefits for the public.
- ✦ Encourage opportunities to integrate services to improve outcomes and value for taxpayers.





# HERTSMERE BOROUGH COUNCIL

## PLAYING PITCH ASSESSMENT REPORT

---

### ***Hertsmere Health and Wellbeing Strategy 2018-2022***

This strategy sets out the priorities for Hertsmere, which have been identified as a result of gathering local intelligence through the Joint Strategic Needs Assessment, Public Health Profiles and consultation with partner organisations and local residents. The vision is '*to support residents to live longer; happily, healthily and independently*'. The key principles underpinning this vision are:

- ◀ Whole systems approach.
- ◀ Partnership working.
- ◀ Prevention.
- ◀ Person centred approach.

The key priorities are:

- ◀ Promote healthy weight and increase physical activity.
- ◀ Improve mental health and emotional wellbeing.
- ◀ Support the reduction of smoking, drug and alcohol misuse.
- ◀ Enhance the environments and increase use of greenspaces.

### ***Hertsmere Sport and Recreation Strategy 2016-2027***

The recent Sport and Recreation Strategy for Hertsmere (2016) identifies that sustainable sport and recreation is not just about the built environment but should embrace the following:

- ◀ Assets – this includes the facilities, the natural resources (such as countryside, cycle routes) and people (coaches and volunteers).
- ◀ Content – such as the programmes of activities, the events and the sports development and outreach programmes.

This strategy focuses on key sports and the development of indoor and outdoor sports builds on the two key priorities of improving health and wellbeing and providing and improving facilities. As such the vision for this strategy is set around the following five key outcomes:

- ◀ Improving the health and well being of the population.
- ◀ Increasing participation in active sport.
- ◀ Enhancing and protecting long term sustainable facilities.
- ◀ Providing easy access to facilities and activities for residents.
- ◀ Providing facilities that are desirable and affordable to both residents and the Council.

To make this vision a reality, HBC will seek to deliver the following objectives with local partners over the life of the strategy:

- ◀ Enhance existing assets – in particular HBC can achieve this through the enhancement or redevelopment of its facilities, which should be developed through the letting of the new contract in 2022. Redevelopment of the site should seek to deliver some of the emerging sports, such as extreme sports.
- ◀ Appointment of a Key Partner post 2022 – HBC's operating contract with InspireAll runs to 2022. HBC should use the opportunity to develop a long term focus on not only facility provision but the need for a partner to develop and work closely with the Council in supporting the development of sport and recreation across the borough.
- ◀ Support the development of community focused facilities (including sports pitches and ancillary indoor facilities) for the growing population, ensuring they link to the overall network within Hertsmere. In particular this should be an approach to protect and enhance the current provision at Hertswood Academy.

# HERTSMERE BOROUGH COUNCIL

## PLAYING PITCH ASSESSMENT REPORT

- ◀ Support and develop volunteers and coaches to increase the numbers of people able to participate in supporting structures, through supporting community clubs.
- ◀ Increase participation amongst all ages and particularly using opportunities in sport and recreation for young people (14-25 year olds) to create a sporting habit for life.
- ◀ Enhance and promote the access to the natural environment, such as running groups, cycling routes and networks which encourage physical activity and use of natural resources.
- ◀ Support and encourage the growth of new activities (such as extreme sports) which can deliver physical activity to groups who wouldn't normally participate in sport. These could be developed commercially.

### ***Hertsmere Together Community Strategy 2017-2021***

The aim of the community strategy is to promote and improve the economic, social and environmental wellbeing of the area. It outlines the key challenges facing Hertsmere and how the partnership is going to address them. Its vision is '*continuing to build a better future for the communities of Hertsmere through partnership working*'. It has the following aims:

*Table 2.1: Hertsmere Community Strategy (201-2021) aims and priorities*

Aims	Priorities
<b>To create a healthier community for all</b>	<ul style="list-style-type: none"> <li>◀ Promote healthy weight and increase physical activity.</li> <li>◀ Improve mental health and emotional wellbeing.</li> <li>◀ Support the reduction of smoking and drug and alcohol misuse</li> <li>◀ Enhance our environments and increase use of greenspace</li> </ul>
<b>To create a safer community for all</b>	<ul style="list-style-type: none"> <li>◀ Create safer environments by tackling crime, anti-social behaviour and extremism. •</li> <li>◀ Build community confidence and increase feelings of safety by empowering our communities •</li> <li>◀ Raise awareness and take action against domestic abuse</li> <li>◀ Support and protect vulnerable people affected by emerging issues such as child sexual exploitation, modern slavery and human trafficking</li> </ul>
<b>To create a thriving community for all</b>	<ul style="list-style-type: none"> <li>◀ Support and empower people to have a good start in life and age well</li> <li>◀ Develop volunteering, social enterprise and business opportunities</li> <li>◀ Provide accessible opportunities for skills development and financial advice</li> <li>◀ Ensure a healthy standard of living for all and prevent homelessness</li> </ul>

The Strategy identifies that early intervention will be key to the partnership approach, addressing the needs of individuals and the whole family at the earliest opportunity to build resilience and improve outcomes.

### ***Herts Sports & Physical Activity Partnership (HSPAP) Strategic Plan 2017-2021***

HSPAP is the county sports partnership (CSP) which incorporates Hertsmere. Its team provides services to partners involved with the delivery of sport, physical education and active recreation. Its vision is '*More people, more active, more often*'. Its mission is to work strategically to deliver an inclusive, insight led and sustainable sport and physical activity sector in Hertfordshire. Its strategic objectives are to:

- ◀ Increase participation in sport and physical activity.
- ◀ Improve health and wellbeing by reducing inactivity.
- ◀ Demonstrate the economic and social value of sport and physical activity.
- ◀ Strengthen the local delivery infrastructure.
- ◀ Make the Partnership fit for the future.

# HERTSMERE BOROUGH COUNCIL PLAYING PITCH ASSESSMENT REPORT

---

## ***Hertsmere Sports Development and Physical Activity Strategy 2016-2019***

The Sports Development and Physical Activity Strategy sets out the Council's approach to increasing participation in sport and physical activity by promoting its value and improving opportunities for everyone to take part in it in Hertsmere.

The strategy recognises Hertsmere Borough Council's corporate goals, the aims of the Local Strategic Partnership and other local and national priorities and provides a framework within which sport and active recreation can effectively contribute to improving the quality of life for everyone in Hertsmere. It acknowledges 'cross-cutting' issues such as community cohesion, health and learning and proposes a more targeted and focused approach to sports development and physical activity in Hertsmere to make the best use of available resources. This document acknowledges Sporting Future: A New Strategy for an Active Nation which the Government produced in December 2015, their first strategy for sport in over a decade.

## **Hertsmere Health and Wellbeing Strategy 2018-2022**

The purpose of Hertsmere Health & Wellbeing strategy is to set out the vision for health and wellbeing in Hertsmere. The strategy recognises Hertsmere Borough Council's corporate goals, the aims of the Local Strategic Partnership and other local and national priorities. The priorities have been agreed by Hertsmere Borough Council and organisations that make up the Health and Wellbeing Partnership. The focus of the partnership is on improving health and wellbeing so that individuals and communities are able to live healthier lives. The following principles will underpin the work needed to deliver this strategy. The four principles of this strategy are:

- ◀ Whole systems approach
- ◀ Partnership working
- ◀ Prevention
- ◀ Person Centred Approach

### **1.3 Stage A: Prepare and tailor the approach**

#### ***Management arrangements***

A project team from the Council has worked with KKP to ensure that all relevant information is readily available and to support the consultants as necessary to ensure that project stages and milestones are delivered on time, within the cost envelope and to the required quality standard to meet Sport England guidance.

Further to this, a Steering Group is and has been responsible for the direction of the PPS from a strategic perspective and for supporting, checking and challenging the work of the project team. The Steering Group is made up of representatives from Hertsmere Borough Council, Dacorum Borough Council and Hertsmere Borough Council, Herts Sports, Sport England and National Governing Bodies of Sport (NGBs).

It will be important for the Steering Group to continue once the PPS has been finalised for several reasons, including a continuing responsibility to:

- ◀ Be a champion for playing pitch provision in the area and promote the value and importance of the PPS.
- ◀ Ensure implementation of the PPS's recommendations and action plan.
- ◀ Monitor and evaluate the outcomes of the PPS.
- ◀ Ensure that the PPS is kept up to date and refreshed.

# HERTSMERE BOROUGH COUNCIL

## PLAYING PITCH ASSESSMENT REPORT

---

### ***Why the PPS is being developed***

The rationale for undertaking this study is to update current levels of provision within the three local authorities across the public, private, education, voluntary and commercial sectors and to compare this with current and likely future levels of demand.

Its primary purpose is to provide a strategic framework which ensures that the provision of indoor and outdoor sports facilities meet local and community needs of existing and future residents. The strategies will be produced in accordance with national planning guidance and provide robust and objective justification for future sporting provision throughout the three areas.

One of the core planning principles of the National Planning Policy Framework (NPPF) is to improve health, social and cultural wellbeing for all, and deliver sufficient community and cultural facilities and services to meet local needs. Paragraph 96 discusses the importance of access to high quality open spaces and opportunities for sport and recreation that can make an important contribution to the health and well-being of communities. Paragraphs 96 and 97 of the NPPF discuss assessments and the protection of “existing open space, sports and recreational buildings and land, including playing fields”. The strategies will provide the evidence required to help protect provision to ensure sufficient land is available to meet existing and projected future requirements.

### ***National Planning Policy Framework (2018)***

This strategy provides an evidence base for planning decisions and funding bids and background evidence to support Local Plan policies in relation to formal recreation. It will ensure that this evidence is sound, robust and capable of being scrutinised through examination and meets the requirements of the National Planning Policy Framework (NPPF, 2018).

One of the core planning principles of the NPPF is to improve health, social and cultural wellbeing for all and deliver sufficient community and cultural facilities and services to meet local needs.

Section 8 of the NPPF deals specifically with the topic of healthy communities; Paragraph 96 discusses the importance of access to high quality open spaces and opportunities for sport and recreation that can make an important contribution to the health and well-being of communities.

Paragraphs 97 and 98 discuss assessments and the protection of “existing open space, sports and recreational buildings and land, including playing fields”. A PPS will provide the evidence required to help protect playing fields to ensure sufficient land is available to meet existing and projected future pitch requirements.

Paragraphs 99 and 100 promote the identification of important green spaces by local communities and the protection of these facilities. Such spaces may include playing fields.

### ***Scope***

The following types of outdoor sports facilities have been identified by the councils for inclusion in the PPS:

The following types of outdoor sports facilities have been identified by the councils for inclusion in the PPS:

# HERTSMERE BOROUGH COUNCIL

## PLAYING PITCH ASSESSMENT REPORT

---

- ◀ Football
- ◀ Rugby union
- ◀ Rugby league\*
- ◀ Hockey
- ◀ Cricket
- ◀ Bowls
- ◀ Tennis
- ◀ Athletics (including road running)
- ◀ Netball
- ◀ Golf
- ◀ Others as appropriate i.e. water sports facilities, archery, cycling

\*Following consultation with RFL, Hertsmere is not considered a priority area for establishing a new rugby league club. Hemel Stags RLFC is located in Dacorum and as such this club adequately services the rest of Hertfordshire, including Hertsmere.

Pitch sports (i.e. football, rugby union, rugby league, hockey and cricket) will be assessed using the guidance set out in Sport England's PPS Guidance: An Approach to Developing and Delivering a PPS. In addition, any other grass sport pitches identified during the project will also be included. If applicable, this accounts for sports such as American football, Gaelic football and lacrosse.

Non-pitch sports (i.e. tennis, bowls, athletics) will be assessed using Sport England's Assessing Needs and Opportunities Guidance (ANOG) to ensure the process is compliant with National Planning Policy Framework (NPPF). This requires a different methodology to assess supply and demand to that used for pitch sports and is generally less prescriptive.

### **Study area**

Hertsmere is situated on the outer fringes of London and borders the London Boroughs of Barnet, Harrow and Enfield as well as Three Rivers, Watford, St Albans and Welwyn Hatfield Councils. It is a largely rural borough with 80% of the 38 square mile borough is green belt land, with the four main settlements of Borehamwood, Bushey, Potters Bar and Radlett constituting the only urbanised areas. Substantial redevelopment of the former hospital site in the green belt has meant that the village of Shenley has taken on a more suburban character. The majority of the borough's residents live in these settlements.

Almost 80% of the area is designated Green Belt with the five principal settlements being Borehamwood (37,000), Bushey (28,000), Potters Bar (23,000), Radlett (8,000) and Shenley (4,000). As identified in Figure 1.1 above, the Borough is dissected by the M1 and M25 and A1000, A5183, A411, A4009 and A5; mostly running in a north to south direction.

The study area will be the whole of the Hertsmere Borough Council boundary area. Further to this, analysis areas have been created to allow for a more localised assessment of provision and examination of playing pitch supply and demand at a local level. The local area has been sub divided into four analysis areas:

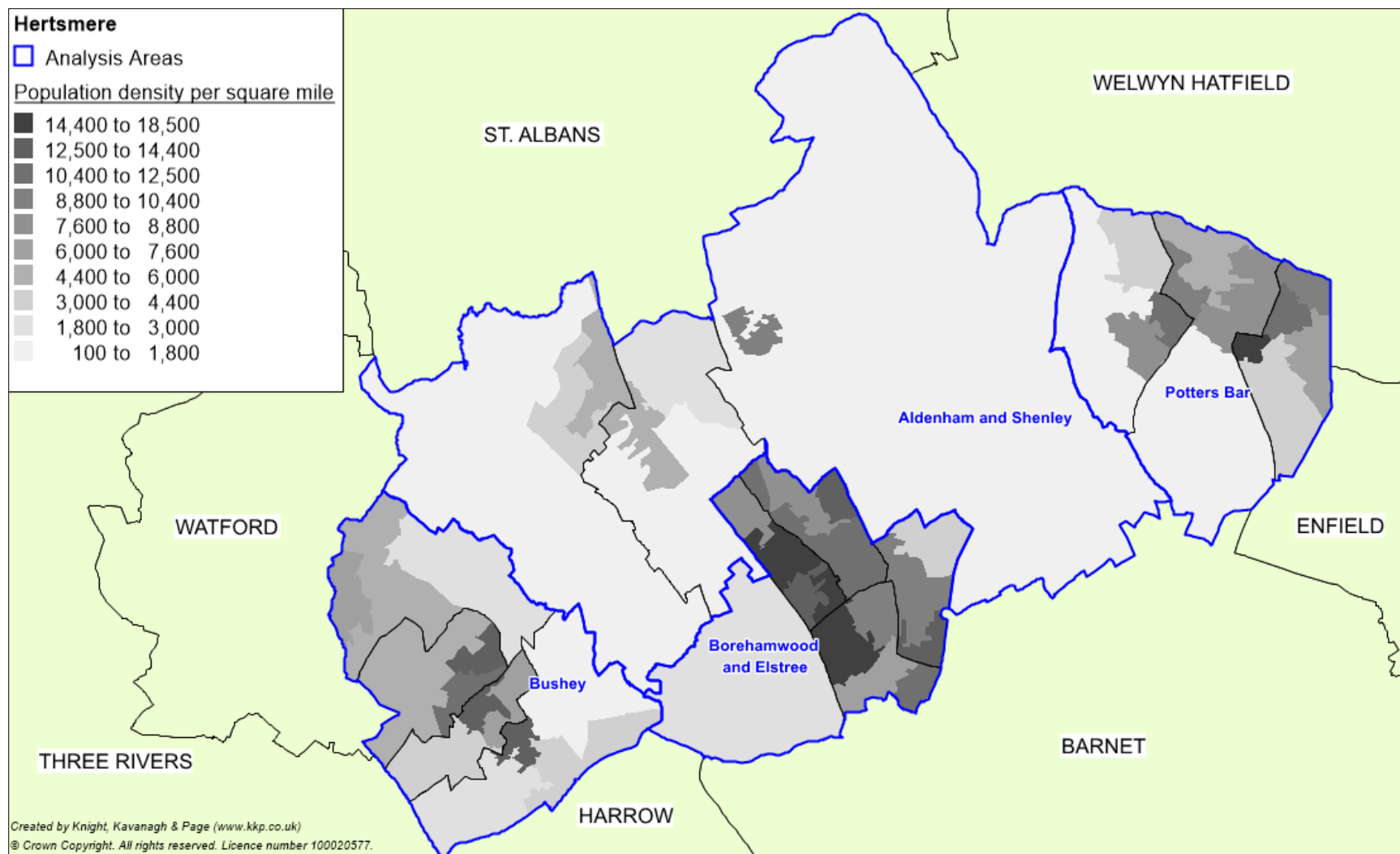
- ◀ Bushey
- ◀ Aldenham & Shenley
- ◀ Borehamwood & Elstree
- ◀ Potters Bar

Furthermore, cross-boundary issues will be explored to determine the level of imported and exported demand.

A map of the analysis areas can be seen overleaf in Figure 1.1.

# HERTSMERE BOROUGH COUNCIL PLAYING PITCH ASSESSMENT REPORT

Figure 1.1: Analysis area map





### 1.4 Stage B: Gather information and views on the supply of and demand for provision

A clear picture of supply and demand for outdoor sports facilities in Hertsmere needs to be provided to include an accurate assessment of quantity and quality. This is achieved through consultation with key stakeholders to ensure that they inform the subsequent strategy. It informs current demand, adequacy, usage, future demand and strategies for maintenance and investment for outdoor sports facilities.

#### ***Gather supply information and views – an audit of playing pitches***

PPS guidance uses the following definitions of a playing pitch and playing field. These definitions are set out by the Government in the 2015 'Town and Country Planning (Development Management Procedure) (England) Order'.<sup>1</sup>

- ♦ ***Playing pitch*** – a delineated area which is used for association football, rugby, cricket, hockey, lacrosse, rounders, baseball, softball, American football, Australian football, Gaelic football, shinty, hurling, polo or cycle polo.
- ♦ ***Playing field*** – the whole of a site of at least 0.2ha or more which encompasses at least one playing pitch.

Although the statutory definition of a playing field which meets a minimum size, this PPS takes into account smaller sized site that contribute to the supply side, for example, a site containing a mini 5v5 football pitch. This PPS counts individual grass pitches (as a delineated area) as the basic unit of supply. The definition of a playing pitch also includes artificial grass pitches (AGPs).

As far as possible the assessment report aims to capture all of the outdoor sports facilities within Hertsmere; however, there may be instances, for example, on school sites, where access was not possible and has led to omissions within the report. Where pitches have not been recorded within the report they remain as pitches and for planning purposes continue to be so. Furthermore, exclusions of a pitch does not mean that it is not required from a supply and demand point of view.

#### *Quantity*

Where known, all outdoor sports facilities are included irrespective of ownership, management and use. Sites were initially identified using Sport England's Active Places web based database, with the Council and NGBs supporting the process by checking and updating this initial data. This was also verified against club information supplied by local leagues.

For each site, the following details were recorded in the project database (which will be supplied upon completion of the project as an electronic file):

- ♦ Site name, address (including postcode) and location
- ♦ Ownership and management type
- ♦ Security of tenure
- ♦ Total number, type and quality of outdoor sports facilities

---

<sup>1</sup>. [www.sportengland.org](http://www.sportengland.org)>Facilities and Planning> Planning Applications

# HERTSMERE BOROUGH COUNCIL

## PLAYING PITCH ASSESSMENT

---

### *Accessibility*

Not all outdoor sports facilities offer the same level of access to the community. The ownership and accessibility of provision also influences actual availability for community use. Each site is assigned a level of community use as follows:

- ◀ **Community use** - facilities in public, voluntary, private or commercial ownership or management (including education sites) recorded as being available for hire and currently in use by teams playing in community leagues.
- ◀ **Available but unused** - facilities that are available for hire but are not currently used by teams which play in community leagues; this most often applies to school sites but can also apply to sites which are expensive to hire.
- ◀ **No community use** - facilities which as a matter of policy or practice are not available for hire or used by teams playing in community leagues. This should include professional club pitches along with some semi-professional club pitches, where play is restricted to the first or second team.
- ◀ **Disused** – provision that is not being used at all by any users and is not available for community hire either. Once these sites are disused for five or more years they will then be categorised as 'lapsed sites'.
- ◀ **Lapsed** - last known use was more than five years ago (these fall outside of Sport England's statutory remit but still have to be assessed using the criteria in paragraph 97 of the National Planning Policy Framework).

### *Quality*

The capacity of provision to regularly provide for competitive play, training and other activity over a season is most often determined by their quality. As a minimum, the quality and therefore the capacity of provision affects the playing experience and people's enjoyment of a sport. In extreme circumstances it can result in a facility being unable to cater for all or certain types of play during peak and off-peak times.

It is not just the quality itself which has an effect on its capacity but also the quality, standard and range of ancillary facilities. The quality of both the outdoor sports facility and ancillary facilities will determine whether provision is able to contribute to meeting demand from various groups and for different levels and types of play.

The quality of all outdoor sports facilities identified in the audit and the ancillary facilities supporting them are assessed regardless of ownership, management or availability. Along with capturing any details specific to the individual facilities and sites, a quality rating is also recorded within the audit for each. These ratings are used to help estimate the capacity to accommodate competitive and other play within the supply and demand assessment.

In addition to undertaking non-technical assessments (using the templates provided within the guidance and as determined by NGBs), users and providers were also consulted on the quality and in some instances the quality rating was adjusted to reflect this.

### ***Gather demand information and views***

Presenting an accurate picture of current demand for outdoor sports facilities (i.e. recording how and when provision is used) is important when undertaking a supply and demand assessment.



# HERTSMERE BOROUGH COUNCIL

## PLAYING PITCH ASSESSMENT

---

Demand for outdoor sports facilities in Hertsmere tends to fall within the following categories:

- ◀ Organised competitive play
- ◀ Organised training
- ◀ Informal play

Current and future demand for outdoor sports facilities is presented on a sport by sport basis within the relevant sections of this report.

In addition, unmet, latent, imported and exported demand for provision is also identified within each section. Unmet and latent demand is defined as the number of additional teams that could be fielded if access to a sufficient number of outdoor sports facilities (and ancillary provision) was available, whereas exported and imported demand refers to those that are playing outside of their local authority of choice.

A variety of consultation methods were used to collate such demand information. Firstly, face to face consultation was carried out with key clubs from each sport, thus allowing for the collection of detailed demand information and an exploration of key issues to be interrogated and more accurately assessed. For all remaining clubs, an online survey (converted to postal if required) was utilised.

Local sports development officers, county associations and regional governing body officers advised which of the clubs to include in the face to face consultation and Sport England was also included within the consultation process prior to the project commencing. Issues identified by clubs returning questionnaires were followed up by telephone or face to face interviews.

As key providers and users of outdoor sports facilities, educational establishments were also consulted. This involved face to face meetings with secondary schools and colleges and an online survey being sent to primary schools, special schools and independent schools.

### ***Future demand***

Alongside current demand, it is important for a PPS to assess whether the future demand for playing pitches can be met. Using ONS population projections, as well as likely participation growth informed through consultation, an estimate can be made of the likely future demand for playing pitches.

Team generation rates are used to provide an indication of how many people it may take to generate a team (by gender and age group) in order to help estimate the change in demand for pitch sports that may arise from any population change. Future demand for pitches is calculated by adding the percentage increases to the population increases in each analysis area. This figure is then applied to the team generation rates and is presented on a sport by sport basis.

Other information sources that were used to help identify future demand, especially for non-pitch sports (where team generation rates are not applicable) include:

- ◀ Recent trends in the participation.
- ◀ The nature of the current and likely future population and their propensity to participate.
- ◀ Feedback from clubs on their plans to develop additional teams / attract additional members.
- ◀ Any local and NGB specific sports development targets (e.g. increase in participation).

# HERTSMERE BOROUGH COUNCIL

## PLAYING PITCH ASSESSMENT

### *Population growth*

The current resident population in Hertsmere is 104,031 (MYE 2017). By 2036 (the period to which this assessment projects population based future demand, in line with the new Local Plan period) the Borough's population is projected to increase to 114, 682<sup>2</sup> representing an increase of 10, 651 (or equivalent to a percentage increase of 10.2%) according to ONS data.

As ONS figures are available by individual age brackets (to reflect team growth) this is considered the most accurate data set to apply to team generation rates (as identified above) to calculate likely future demand within the Assessment Report. However, there is potential that the ONS projections used may be under estimating future demand when compared to housing growth figures and as such, this should be subject to periodic review.

### **1.5 Stage C: Assess the supply and demand information and views**

Supply and demand information gathered is used to assess the adequacy of playing pitch provision in Hertsmere. It focuses on how much use each site could potentially accommodate (on an area by area basis) compared to how much use is currently taking place.

#### ***Understand the situation at individual sites***

Qualitative pitch ratings are linked to a pitch capacity rating derived from NGB guidance and tailored to suit a local area. The quality and use of each pitch is assessed against the recommended pitch capacity to indicate how many match equivalent sessions per week (per season for cricket) a pitch could accommodate.

This is compared to the number of matches actually taking place and categorised as follows, to identify:

Potential spare capacity: Play is below the level the site could sustain.	
At capacity: Play is at a level the site can sustain.	
Overused: Play exceeds the level the site can sustain.	

As a guide, the FA, RFU and the ECB have set a standard number of matches that each grass pitch type should be able to accommodate without adversely affecting its quality.

*Table 1.4: Capacity of grass playing pitches*

Sport	Pitch type	No. of match equivalent sessions		
		Good	Standard	Poor
Football	Adult pitches	3 per week	2 per week	1 per week
	Youth pitches	4 per week	2 per week	1 per week
	Mini pitches	6 per week	4 per week	2 per week
Rugby union*	Natural Inadequate (D0)	2 per week	1.5 per week	0.5 per week
	Natural Adequate (D1)	3 per week	2 per week	1.5 per week
	Pipe Drained (D2)	3.25 per week	2.5 per week	1.75 per week
	Pipe and Slit Drained (D3)	3.5 per week	3 per week	2 per week
Cricket	One grass wicket	5 per season	4 per season	0 per season
	One synthetic wicket	60 per season	60 per season	60 per season

<sup>2</sup> Source: ONS 2016-based projections 2016-2041. Released: 24 May 2018

For hockey, the capacity of an AGP is dependent on various factors including availability, floodlighting and current usage levels. Generally, a floodlit sand AGP can accommodate up to four matches during one day. Similarly, for 3G pitches, due to the variation in accommodating different football formats, a set capacity rating is unavailable. However, a scenario for accommodating football matches on 3G pitches (with recommended programming) will be run in the Strategy.

For tennis, the capacity of courts is determined by membership levels rather than through matches. The LTA suggests that a floodlit hard court can accommodate a membership of up to 60 members, whereas a non-floodlit hard court can accommodate a membership of up to 40 members. This varies for other court types (e.g. grass).

For athletics, there is no maximum capacity set out by UK Athletics. Instead a minimum membership of 200 is required to ensure that tracks remain sustainable.

For all remaining non-pitch sports (i.e. bowls, netball, cycling and golf) there are no nationally recognised capacity recommendations set out by NGBs. Instead, potential capacity is evaluated on a site by site basis following consultation and site assessments.

### ***Develop the current picture of provision***

Once capacity is determined on a site by site basis, actual spare capacity is calculated on an area by area basis via further interrogation of temporal demand. Although this may have been identified, it does not necessarily mean that there is surplus provision. For example, spare capacity may not be available when it is needed or the site may be retained in a 'strategic reserve' to enable pitch rotation to reduce wear and tear.

Capacity ratings assist in the identification of sites for improvement/development, rationalisation, decommissioning and disposal.

### ***Identify the key findings and issues***

By completing Steps 1-5 it is possible to identify several findings and issues relating to the supply, demand and adequacy of outdoor sports provision in Hertsmere. This report seeks to identify and present the key findings and issues prior to development of the Strategy and Action Plan for Hertsmere.

### ***Develop the future picture of provision (scenario testing)***

Modelling scenarios to assess whether existing provision can cater for unmet, latent, exported and future demand is made after the capacity analysis. This will also include, for example, removing sites with unsecured community use to demonstrate the impact this would have if these sites were to be decommissioned in the future.

The majority of the scenario testing generally occurs in the Strategy report that proceeds this document and therefore does not form part of the Assessment Report.

# HERTSMERE BOROUGH COUNCIL PLAYING PITCH ASSESSMENT

## PART 2: FOOTBALL

### 2.1: Introduction

The organisation primarily responsible for the development of football in Hertsmere is Hertfordshire County FA. It is also responsible for the administration, in terms of discipline, rules and regulations, cup competitions and representative matches, development of clubs and facilities, volunteers, referees, coaching courses and delivering national football schemes.

This section of the report focuses on the supply and demand for grass football pitches. Part 3 captures supply and demand for third generation pitches (3G pitches) which are the preferred AGP (artificial grass pitch) surface type for football. In future, it is anticipated that there will be a growing demand for the use of 3G pitches for competitive football fixtures, especially to accommodate mini and youth football.

#### **Consultation**

There are 38 football clubs in Hertsmere. Consultation was renewed in 2018 with five clubs (Belstone FC, Herts Academy FC, Hews FC, Borehamwood Youth FC and Bushey & Oxhey FC). However, to avoid consultation fatigue, it was agreed not to consult with all clubs again following the consultation carried out as part of the 2017 Hertsmere PPS. Further to this, Hertfordshire County FA also helped to update the demand information.

### 2.2: Supply

The audit identifies a total of 173 grass football pitches within Hertsmere across 52 sites. Of these pitches, 82 are available, at some level, for community use across 27 sites. In the main, pitches unavailable for community use are located at private education sites, primary schools or professional football clubs; Hertsmere is home to the training grounds of both Premiership football clubs, Arsenal FC and Watford FC which collectively provide 26 pitches.

The Bushey Analysis Area contains the most football pitches across Hertsmere with 33 (equating to 40% of overall provision). In contrast, the Borehamwood and Elstree areas Analysis Area contains the least provision with 11 pitches identified (6% of overall provision).

*Table 2.1: Summary of grass football pitches available to the community*

Analysis area	Available for community use					Totals
	Adult	Youth 11v11	Youth 9v9	Mini 7v7	Mini 5v5	
Aldenham and Shenley	3	3	2	4	4	16
Borehamwood and Elstree	5	1	2	1	2	11
Bushey	12	3	7	5	6	33
Potters Bar	6	2	2	7	5	22
<b>Total</b>	<b>26</b>	<b>9</b>	<b>13</b>	<b>17</b>	<b>17</b>	<b>82</b>

Further to the pitches identified above, it is noted that local authority site, Kenilworth, has previously accommodated an adult football pitch. This is no longer marked out and the site remains used to facilitate informal football activity. The site has no accompanying changing provision and is one of the reasons it is not being used for formal football.

## HERTSMERE BOROUGH COUNCIL PLAYING PITCH ASSESSMENT

Most available pitches in Hertsmere (32%) are adult sized which is, in part, due to youth 11v11 teams playing on adult pitches. This is not ideal for youth players at U13-U16 and is not in line with the recent FA Youth Review.

Just nine available pitches are youth 11v11 sized representing 11% of the available supply in Hertsmere which is low in relation to the proportion of youth teams (56 teams – 28% of all teams) which should be playing matches on this sized pitch.

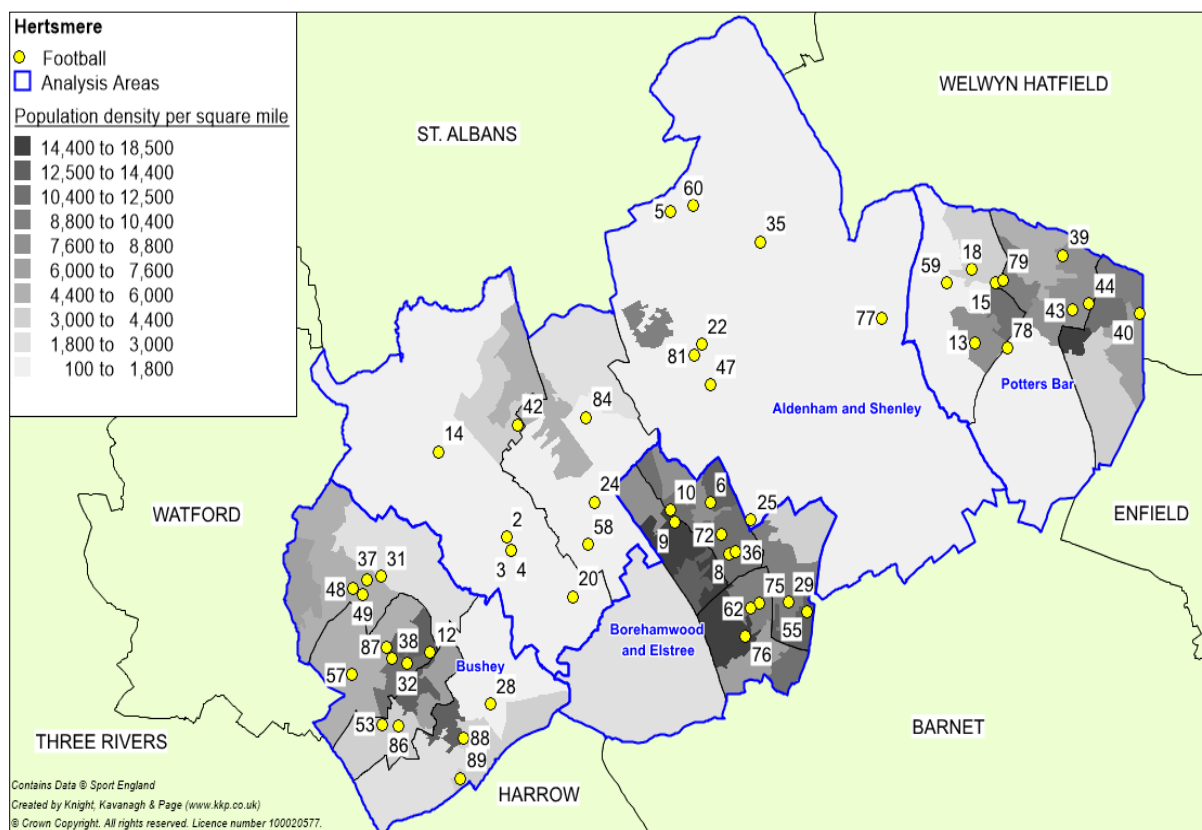
In accordance with the FA Youth Review, U17 and U18 teams can play on adult pitches. The FA's recommended pitch size for adult football is 100x64 metres. Please refer to the table below for more detail:

*Table 2.2: FA recommended grass/3G pitch sizes*

Age group	Playing format	Recommended pitch dimensions (metres excluding run offs)	Recommended pitch dimensions (metres including run offs)
Mini-Soccer U7/U8	5v5	37x27	43x33
Mini-Soccer U9/U10	7v7	55x37	61x43
Youth U11/U12	9v9	73x46	79x52
Youth U13/U14	11v11	82x50	88x56
Youth U15/U16	11v11	91x55	97x61
Youth U17/U18	11v11	100x64	106x70
Over 18/Adult	11v11	100x64	106x70

Figure 2.1 overleaf identifies all grass football pitches currently servicing the Hertsmere. For a key to the map, see Table 2.11.

*Figure 2.1: Location of all football pitches in Hertsmere*





### ***Future provision***

Belstone FC aspires to acquire land adjacent to its current site; The Melburn Ground. The land available is currently unused agricultural land and it will require extensive works to enable it to be turned into playable football pitches.

Hertswood Academy's playing field most recently accommodated one adult football pitch and one junior rugby union pitch. Both pitches were poor quality and unavailable for community use. However, in line with the school rebuild, these pitches have been levelled and drainage has been installed. There has also previously been a youth 9v9 football pitch marked out in the past which could also be reinstated if necessary. Whilst not currently available for community use, they will be available for hire from September 2019 as part of a completed Community Use Agreement (CUA). It is also proposed that dedicated changing facilities for the pitches will also be provided in time for hire September 2019.

### ***Local Football Facility Plans (LFFPs)***

To support in delivery of both the current and superseding FA National Games Strategy (NGS), the FA has commissioned a nationwide consultancy project. Over the course of the next two years to spring 2020, a Local Football Facility Plan (LFFP) will be produced for every local authority across England. Each plan will be unique to its area as well as being diverse in its representation.

The LFFP is strategically aligned to the National Football Facilities Strategy (NFFS); a 10-year plan to change the landscape of football facilities in England. The NFFS represents a major funding commitment from the national funding partners (The FA, Premier League, DCMS, Football Foundation) to inform and direct an estimated one billion pounds of investment into football facilities over the next ten years.

Each LFFP will build upon PPS findings (where present and current) regarding the formal and affiliated game, to also include strategic priorities for investment across small sided football (recreational and informal including indoors). The LFFP will also incorporate consultation with groups outside of formal football, as well as underrepresented communities. This could include those which may be key partners with regards to football for behavioural change and groups which may be key drivers of FA NGS priorities around participation in the likes of women and girls' football, disability football and futsal.

LFFPs will identify key projects to be delivered and act as an investment portfolio for projects that require funding. As such, around 90% of all national football investment through the funding partners will be identified via LFFPs.

It is important to recognise that a LFFP is an investment portfolio of priority projects for potential investment - it is not a detailed supply and demand analysis of all pitch provision in a local area. Consequently, it cannot be used in place of a PPS and is not an accepted evidence base for site change of use or disposal. A LFFP will however build on available/existing local evidence and strategic plans and may adopt relevant actions from a PPS and/or complement these with additional investment priorities.

The Hertsmere LFFP is planned for Autumn 2019 and it is important that this PPS is updated accordingly through the Stage E process to ensure that it can accurately inform the LFFP.



# HERTSMERE BOROUGH COUNCIL PLAYING PITCH ASSESSMENT

## Pitch quality

The quality of football pitches across the Borough have been assessed via a combination of site visits (using non-technical assessments as determined by the FA) and user consultation to reach and apply an agreed rating as follows:

- ◀ Good
- ◀ Standard
- ◀ Poor

Pitch quality primarily influences the carrying capacity of a site; often pitches lack the drainage and maintenance necessary to sustain levels of use. Pitches that receive little to no ongoing repair or post-season remedial work are likely to be assessed as poor, therefore limiting the number of games they can accommodate each week without it having a detrimental effect on quality.

Conversely, well maintained pitches that are tended to regularly are likely to be of a higher standard and capable of taking a number of matches without a significant reduction in surface quality.

The percentage parameters used for the non-technical assessments were as follows: Good (>80%), Standard (50-80%), Poor (<50%). The final quality ratings assigned to the sites also take into account the user quality ratings gathered from consultation.

The table below summarises the quality of pitches that are available for community use in Hertsmere. In total, there are five good quality pitches, 65 as standard quality and 12 as poor quality. Good quality pitches are located at Boreham Wood FC, Potters Bar Town FC and at the Medburn Ground.

*Table 2.3: Pitch quality assessments (community use pitches)*

Analysis area	Adult pitches			Youth pitches			Mini pitches		
	Good	Standard	Poor	Good	Standard	Poor	Good	Standard	Poor
Aldenham and Shenley	1	2	-	1	4	-	1	7	-
Borehamwood and Elstree	1	4	-	-	3	-	-	3	-
Bushey	-	12	-	-	10	-	-	11	-
Potters Bar	1	2	3	-	3	1	-	4	8
<b>Total</b>	<b>3</b>	<b>20</b>	<b>3</b>	<b>1</b>	<b>20</b>	<b>1</b>	<b>1</b>	<b>25</b>	<b>8</b>

Poor quality pitches are located at the following sites:

- ◀ Furzefield Centre Playing Pitches
- ◀ Oakmere School
- ◀ The Wroxham School

Pitches located at the Furzefield Centre (King George Field) are identified as draining poorly which substantially impacts on the playability of the pitches during adverse weather conditions. West Herts Academy FC states that the surface quality of pitches is poor and they are inadequately maintained (although it is identified that the maintenance on site is on par with the remaining Council playing pitches in Hertsmere).



# HERTSMERE BOROUGH COUNCIL

## PLAYING PITCH ASSESSMENT

---

Pitches at Oakmere School and The Wroxham School only have a basic level of maintenance which attributes to the poor assessment scores.

Pitches maintained by local authorities and schools often undergo limited maintenance regimes due to restricted budgets. Additionally, this is usually exacerbated on recreation grounds, as well as some school sites, by the open access nature of such provision resulting in high levels of use for other purposes, such as unofficial football activity, dog walking and fitness groups.

However, the majority of Council maintained pitches in Hertsmere are assessed as standard quality, with the maintenance regime sophisticated when compared to other local authorities nationally. The programme consists of regular grass cutting, line marking, fertilisation, weed killing and aeration at regular intervals throughout the season. Further to this, there is remedial work undertaken such as divot replacement and chain harrowing.

### ***FA Pitch Improvement Programme (PIP)***

With quality of grass pitches becoming one of the biggest influences on participation in football, the FA has made it a priority to work towards improving quality of grass pitches across the country. This has resulted in the creation of the FA Pitch Improvement Programme (PIP). As part of the PIP, grass pitches identified as having quality issues undergo a pitch inspection from a member of the Institute of Groundsmanship (IOG).

### ***Over marked pitches***

Over marking of pitches can cause notable damage to the surface quality and lead to overuse beyond recommended capacity. In some cases, mini pitches may be marked onto senior pitches or mini matches may be played widthways across adult or youth pitches. This can lead to targeted areas of surface damage due to a large amount of play focused on high traffic areas, particularly the middle third of the pitch.

Over marking of pitches not only influences available capacity, it also causes logistical issues regarding kick off times; for example, when two teams of differing age formats are playing at the same site at the same time. The following sites contain overmarked pitches:

- ◀ Elm Court Youth and Community Centre
- ◀ Metropolitan Police Sports Club Bushey
- ◀ Moatfield
- ◀ Potters Bar Cricket Club
- ◀ Pursley Sports Ground

### ***Ancillary facilities***

Similar to football pitches, the quality of ancillary facilities across Hertsmere has been assessed via a combination of site visits and user consultation to reach and apply an agreed rating as follows:

- ◀ Good
- ◀ Standard
- ◀ Poor

Ancillary facility rating is primarily influenced by the type of amenities which are available on a site accompanied by their quality, such as a clubhouse, changing rooms, showering provision, car parking, dedicated official and spectator facilities and boundary fencing.

## HERTSMERE BOROUGH COUNCIL PLAYING PITCH ASSESSMENT

The percentage parameters used for the non-technical assessments were as follows; Good (>67%), Standard (34-66%), Poor (<34%). The final quality ratings assigned to the sites also consider the user quality ratings gathered from consultation.

The table below identifies known ancillary facility quality for football sites across Hertsmere which are available for community use.

*Table 2.4: Summary of community available ancillary facility quality<sup>3</sup>*

Site ID	Site name	Analysis area	Management	Ancillary facility quality
6	Aycliffe Sports Ground	Borehamwood and Elstree	Sports Club	Standard
8	Boreham Wood FC	Borehamwood and Elstree	Sport Club	Good
9	Borehamwood Youth Football Club	Borehamwood and Elstree	Sports Club	Good
10	Brook Meadow	Borehamwood and Elstree	Council	Poor
13	Dame Alice Owen's School	Potters Bar	School	Standard
15	Elm Court Youth and Community Centre	Potters Bar	Community Organisation	Standard
18	Furze Field Centre Playing Pitches	Potters Bar	Council	Standard
22	Harris Lane	Aldenham and Shenley	Parish Council	Poor
31	Little Bushey Lane	Bushey	Council	No changing
36	Meadow Park	Borehamwood and Elstree	Council	Good
37	Metropolitan Police Sports Club Bushey	Bushey	Sports Club	Standard
38	Moatfield	Bushey	Sports Club	Standard
43	Potters Bar Cricket Club	Potters Bar	Sports Club	Standard
44	Potters Bar Town FC	Potters Bar	Sports Club	Good
47	Pursley Sports Ground	Aldenham and Shenley	Parish Council	Poor
48	Queen's School (North)	Bushey	School	Standard
49	Queen's School (South)	Bushey	School	Standard
55	Tempsford Green	Borehamwood and Elstree	Council	Poor
58	The Medburn Ground	Aldenham and Shenley	Sports Club	Standard
101	St Albans Rangers	Aldenham and Shenley	Sports Club	No changing

Of the abovementioned sites, four are good quality, 10 standard and four poor. All facilities at poor quality sites are identified as requiring modernisation, each having common issues such as outdated changing rooms and shower facilities.

Belstone FC highlight that changing facilities at the Medburn Ground has become outdated and require modernisation. The Club aspires to develop its ancillary provision if plans to create further playing pitches in the future.

No dedicated changing facilities are provided at Little Bushey Lane, St Albans Rangers or Kenilworth.

<sup>3</sup> Primary School sites containing community available football pitches have not been included as none are identified as having dedicated changing facilities.

# HERTSMERE BOROUGH COUNCIL PLAYING PITCH ASSESSMENT

---

## ***Security of tenure***

Most teams in Hertsmere rent pitches from the Borough Council or parish councils. Tenure of these sites is generally considered to be secure, i.e. it is highly likely that pitches will continue to be provided over the next three years.

An exception to this is often found at schools and academies that state their own policies and are more likely to restrict levels of community use.

Overleaf is a full list of schools that have grass football pitches but do not allow community use.

- |                                   |                                     |
|-----------------------------------|-------------------------------------|
| ◀ Aldenham Preparatory School     | ◀ Aldenham School                   |
| ◀ Haberdashers Aske's Boys School | ◀ Bushey Meads School               |
| ◀ Mount Grace School              | ◀ Hertswood Academy (Lower Site)**  |
| ◀ St Margaret's School            | ◀ Queens School South*              |
| ◀ Hertsmere Jewish Primary School | ◀ The Bushey Arena                  |
| ◀ Immanuel College                | ◀ Edge Grove Primary School         |
| ◀ Kenilworth Primary School       | ◀ Manor Lodge School                |
| ◀ Yavneh College                  | ◀ Cowley Hill School                |
| ◀ Monksmead School                | ◀ Pope Paul Catholic Primary School |
| ◀ Cranborne Primary School        | ◀ Newberries Primary School         |
| ◀ Ashfield Junior School          | ◀ Bournehall Primary School         |
| ◀ Bushey Primary School           |                                     |

\* Queens School South has pitches which are both available and not available for community use.

\*\* Pitches situated at Hertswood Academy (Lower Site) will be available for community use in September 2019 and secured through an arranged community use agreement. At present the pitches are classified as unavailable for community use. This demand will be attributed for in the Strategy & Action Plan.

There is a community use agreement in place at Bushey Arena for all sporting facilities on site. Despite this, consultation with the operator highlights that due to poor pitch quality, it is unable to allow community access to pitches to protect quality for curricular use.

St Albans Rangers FC is likely to receive a 25 year lease agreement for its five pitch site off Harper Lane. The agreement has been proposed as apart of a mitigation package of a one pitch site, adjacent to its current site, which sits within St Albans.

For school sites that are available to the community, it is recommended that clubs enter into community use agreements to ensure long-term access. There are no such agreements currently reported as being in place.

## ***Football pyramid demand***

The football pyramid is a series of interconnected leagues for adult men's football clubs in England. It begins below the football league (the National League) and comprises of seven steps, with various leagues at each level and more leagues lower down the pyramid than at the top. The system has a hierarchical format with promotion and relegation between the levels, allowing even the smallest club the theoretical possibility of rising to the top of the system.

## HERTSMERE BOROUGH COUNCIL PLAYING PITCH ASSESSMENT

Clubs within the step system must adhere to ground requirements set out by the FA. The higher the level of football being played the higher the requirements. Clubs cannot progress into the league above if the ground requirements do not meet the correct specifications. Ground grading assesses grounds from A to H, with 'A' being the requirement for Step 1 clubs and H being the requirement for Step 7 clubs.

There are four clubs within Hertsmere which compete within the Football Pyramid. Boreham Wood FC play in the National League (Step 1) and Potters Bar Town FC play in the Isthmian League Premier Division (Step 3). Belstone FC and Bushey Sports FC both compete at Step 7.

There are no identified issues with ground grading for Boreham Wood FC which has been in the National League for several years. Likewise, both Belstone FC and Bushey Sports FC meet Step 7 regulations. If in the future Boreham Wood FC is promoted from the National League to the EFL League 2 it will be required to meet a new set of ground grading criteria which are set out by the EFL.<sup>4</sup>

Conversely, Potters Bar Town FC was promoted to the Isthmian League Premier Division after the 2017/2018 football season. The Club does not currently meet ground grading regulations for Step 3 football. It has a requirement to build two new stands to cumulatively accommodate 200 fans to meet Step 3 ground grading regulations by March 31<sup>st</sup> 2019 or it will face automatic demotion to Step 4. Planning consent was recently granted to develop additional stands in early 2019 and is currently fundraising to begin construction.

A common issue for clubs entering the pyramid is changing facilities. For Step 7 football (ground grading H), changing rooms must be a minimum size of 18 square metres, exclusive of shower and toilet areas. The general principle for clubs in the football pyramid is that they must achieve the appropriate grade by March 31<sup>st</sup> of their first season after promotion, which therefore allows a short grace period for facilities to be brought up to standard. Oxhey FC is one league below Step 7.

This, however, does not apply to clubs being promoted to Step 7 (as they must meet requirements immediately).

### **Women's National League System**

Correspondingly there is a Women's National League System similar to the adult men's which provide structure to the women's game. As seen in the table below this ranges from Step 1 to Step 6 with each step requiring differing ground grading requirements.

*Table 2.5: Summary of ground grading for women's football*

Level	League	Grading category
Step 3 and 4	Women's Super League 1	Grade A
Step 3 and 4	Women's Super League 2	Grade B
Step 5	Northern and Southern Women's Premier League	Grade A
Step 6	Women's Combination Leagues	Grade B
Step 7	Women's Regional Leagues – Premier Divisions	Grade C

Although women's clubs still require to meet ground requirements set out by the FA these differ from the men's National League System. Ratings range from grade A to C each with

<sup>4</sup><https://www.efl.com/-more/governance/efl-rules--regulations/appendix-1---membership-criteria-regulation-8/>

## HERTSMERE BOROUGH COUNCIL PLAYING PITCH ASSESSMENT

differing minimum requirements. Step 1 and 2 in the Women's National League System is akin to Step 3 and 4 of the men's National League System, however, not exactly the same. The system is also hierarchical format with promotion and relegation between the levels, allowing even the smallest club the theoretical possibility of rising to the top of the system.

In 2017, the FA announced plans to restructure the women's league for the highest performers in the football pyramid. The changes will be implemented from the start of the 2018-19 season and will see the top league, FA WSL 1, expand from ten clubs to 14 and the creation of a new national league established at tier two for a maximum of 12 teams.

In Hertsmere, Arsenal Women FC play competitive fixtures at Boreham Wood FC. The Club compete in the Women's Super League 1 which is the premier competition for ladies' football. The Club meet grounding regulations for the League, and this is unlikely to change in the foreseeable future.

### 2.3: Demand

Through the audit and assessment, 198 teams are identified as playing within Hertsmere during the 2018/19 season. This consists of 22 adult men's, two adult women's, 83 youth boys', 21 youth girls' and 70 mini mixed teams. The Bushey Analysis Area provides for the highest number of teams, with 114. The analysis area with the fewest number of teams is Aldenham and Shenley.

Youth 11v11 football is the most prominent format of play, whilst adult is the least common.

*Table 2.6: Summary of competitive teams currently playing in Hertsmere*

Analysis area	No. of teams					Total
	Adult	Youth 11v11	Youth 9v9	Mini 7v7	Mini 5v5	
Aldenham and Shenley	2	14	1	3	2	22
Borehamwood and Elstree	6	8	6	3	5	28
Bushey	15	32	24	23	20	114
Potters Bar	1	12	7	8	6	34
<b>Total</b>	<b>24</b>	<b>66</b>	<b>38</b>	<b>37</b>	<b>33</b>	<b>198</b>

It should be noted that the demand figures do not account for disability teams accessing grass pitches. It is considered that demand for competitive play (and even more recreational based sessions) is less frequent, comparative to teams playing regularly on a home vs away basis. As such, no disability demand will be attributed to grass football pitches.

#### ***Women's and girls' demand***

There are 23 dedicated female teams playing within Hertsmere, representing just over 13% of the total number of teams. The teams are predominately provided by:

- ♦ Borehamwood 2000 FC
- ♦ Garston Ladies FC
- ♦ Potters Bar Crusaders FC

The FA currently has a drive to increase women's and girls' participation by 50%. As such, it is imperative that sufficient facilities become suitable for female access, particularly in relation to toilets and appropriate changing facilities.

# HERTSMERE BOROUGH COUNCIL PLAYING PITCH ASSESSMENT

## **Exported demand**

Exported demand refers to teams that are currently accessing pitches for home fixtures outside of the study area, despite being registered to the Borough. This is normally because pitch requirements cannot be met.

There are seven clubs (totalling 18 teams) exporting demand outside of Hertsmere to access suitable playing pitches. The 2016 Hertsmere PPS did not quantify if exported clubs would like to return to Hertsmere to play fixtures, as such, for the purposes of the PPS, it is considered that all teams would like to return back into Hertsmere.

Total demand exported equates to nine match equivalent sessions per week.

*Table 2.7: Exported demand summary*

Club	Analysis area	Teams exported	LA exported to	Pitch size	Match equivalent sessions
TFA United	Bushey	U9, U11, U12	Harrow	Mini 7v7	0.5
				Youth 9v9	1
Kings Sport FC	Bushey	Adult	Dacorum	Adult	0.5
Belstone Youth FC	Aldenham and Shenley	U7 x2, U8, U9, U10, U11, U12, U13, U15	Three Rivers	Mini 5v5	1.5
				Mini 7v7	1
				Youth 9v9	1
				Youth 11v11	1
Garston Veterans	Bushey	Adult	Three Rivers	Adult	0.5
Aldenham FC Excel	Bushey	U16	Barnet	Youth 11v11	0.5
West Herts College	Bushey	U19 x2	Watford	Adult	1
			Dacorum		
FC Potters Bar 18	Potters Bar	Adult	Watford	Adult	0.5

## **Imported demand**

Imported demand refers to any demand from neighbouring local authorities that accesses facilities within the Hertsmere study area due to a lack of available facilities in other local authorities where such team or club is based. Based on 2018/19 affiliation data there is six teams importing demand into the Hertsmere.

Kings Langley U19 currently exports demand outside of Dacorum into Hertsmere to access the Metropolitan Police Sports Ground as it cannot accommodate demand during the peak period at its home site.

Brady Maccabi Juniors import an U15 and U16 team into Hertsmere from the neighbouring authority, Barnet. Both teams are currently based at Little Bushey Lane. Likewise, Los Camden's B team play home fixtures at Meadow Park, despite the Club being based in Barnet.

Garston Boys also import demand into Hertsmere to access Little Bushey Lane, with the Club's U18 team travelling from Watford to use the adult pitch on site. London Colney Colts FC imports its U13 Blue team into the Borough from St Albans. The team plays its home fixtures at Brook Meadow

## **Latent demand**



## HERTSMERE BOROUGH COUNCIL PLAYING PITCH ASSESSMENT

Latent demand is demand that evidence suggests may be generated from the current population should they have access to more or better provision, including a lack of pitches or appropriate facilities. Clubs that report latent demand and the reasons provided for this latent demand can be seen in the table overleaf.

Four clubs in Hertsmere report latent demand with the main reason equating to a lack of pitch space within their local area. Latent demand totals of five match equivalent sessions per week across several pitch types. Four match sessions (80%) of latent demand is identified for the Bushey Analysis Area.

*Table 2.8: Latent demand summary*

Club	Analysis area	Latent demand	Pitch size	Match equivalent sessions
Nascot Wood Rangers FC	Bushey	1 x youth 11v11	Youth 11v11	0.5
		2 x youth 9v9	Youth 9v9	1
		2 x mini 7v7	Mini 7v7	1
		2 x mini 5v5	Mini 5v5	1
Bushey Sports Club FC	Bushey	1 x adult	Adult	0.5
Aldenham FC Excel	Bushey	2 x youth 11v11	Youth 11v11	1
Boreham Wood Youth FC	Borehamwood & Elstree	2 x youth 11v11	Youth 11v11	1

### **Unmet demand**

Unmet demand is existing demand that is not getting access to pitches. It is usually expressed, for example, when a team is already training but is unable to access a match pitch, or when a league has a waiting list due to a lack of pitch provision, which in turn is hindering the growth of the league. There is no identified unmet demand in Hertsmere.

### **Future demand**

#### *Population increases*

Team generation rates (TGRs) are used to provide an indication of how many people it may take to generate a team (by gender and age group), in order to help estimate the change in demand for pitch sports that may arise from any population change in the study area. ONS population growth is applied to the TGRs to identify a predicted number of teams that will be generated. As such, TGRs are used below as the basis for calculating the number of teams likely to be generated in the future based on population growth up to 2036<sup>5</sup>.

TGR's forecast that there will be a possible increase of 11 teams. This equates to the potential growth of eight youth 11v11 boys', two youth 11v11 girls' and one youth 9v9 boys.

<sup>5</sup> TGRs are based on population forecasts which are in line with the new Hertsmere Local Plan timeframe.

## HERTSMERE BOROUGH COUNCIL PLAYING PITCH ASSESSMENT

Table 2.9: Team generation rates (2036)

Age group	Current population within age group	Current no. of teams <sup>6</sup>	Team Generation Rate (TGR)	Future population within age group <sup>7</sup>	Predicted future number of teams (2036)	Additional teams that may be generated from the increased population
Senior Men's (16-45)	18,185	31	1:587	18,426	31	0
Senior Women (16-45)	19,452	3	1:6484	19,093	3	0
Youth Boys (12-15)	2,599	45	1:58	3,067	53	8
Youth Girls (12-15)	2,491	11	1:226	2,971	13	2
Youth Boys (10-11)	1,368	29	1:47	1,452	30	1
Youth Girls (10-11)	1,351	9	1:150	1,448	9	0
Mini-Soccer Mixed (8-9)	2,980	37	1:81	2,827	35	0
Mini-Soccer Mixed (6-7)	2,917	33	1:88	2,743	31	0

ONS population increases are likely to result 11 additional teams in Hertsmere; however, once TGRs are applied to individual analysis areas a more detailed representation of where exactly the predicated growth will occur emerges.

Table 2.10: Team generation rates by analysis area (2036)

Age group	Additional teams that may be generated from the increased population (by analysis area)				
	Aldenham and Shenley	Borehamwood And Elstree	Bushey	Potters Bar	Total
Senior Men's (16-45)	-	-	-	-	-
Senior Women (16-45)	-	-	-	-	-
Youth Boys (12-15)	2	1	3	1	7
Youth Girls (12-15)	-	-	1	-	1
Youth Boys (10-11)	-	-	1	-	1
Youth Girls (10-11)	-	-	-	-	-
Mini-Soccer Mixed (8-9)	-	-	-	-	-
Mini-Soccer Mixed (6-7)	-	-	-	-	-

As can be seen in the table above, once TGRs are broken down into individual analysis areas it is forecasted that a total of nine teams will be generated, with demand split between each analysis area. The highest level of anticipated growth is youth 11v11 boys.

Notwithstanding the above, it must be noted that team generation rates are based exclusively on future population forecasts and do not account for societal factors or changes in the way people may wish to play sport. Similarly, they cannot account for specific targeted development work within certain areas or focused towards certain groups, such as NGB initiatives or coaching within schools. For example, there is a focus on developing female participation within Hertfordshire and nationally which, as mentioned previously, is likely to lead to more women's and girls' teams in the future and therefore increase demand for pitches.

<sup>6</sup> Age group team numbers differ from Table 2.6 as forecasts are based on age rather than playing format. U17 and U18 teams affiliate to their respective County FA as juniors, however, are generally considered to play on and require adult pitches and are considered by age boundaries to be in the adult age group

<sup>7</sup> There is potential that the ONS projections may be under estimating future demand when compared to housing growth figures and as such, this should be subject to periodic review.



# HERTSMERE BOROUGH COUNCIL

## PLAYING PITCH ASSESSMENT

Outside of women's and girls' increases, given the large amounts of future demand identified through team generation rates, it is considered unlikely that aspirations from clubs will happen exclusively of population growth. Instead, it is thought that the ambitions will be absorbed within the increases.

### *SSE Wildcats Centres*

SSE Wildcats Centres work with County FA qualified coaches to deliver local weekly sessions, which provide opportunities for girls aged five to 11 to develop fundamental skills and experience football in a safe and fun environment. There are already 200 established centres which delivered the SSE Wildcats pilot in 2017, with a further 800 centres to be in place for 2018. As part of the expansion process, organisations extending beyond affiliated clubs to include other providers or community groups were invited to apply in late 2017 to become one of the new centres.

All organisations delivering Wildcats centres receive a £600 start-up grant and 30 branded footballs in their first year of running the programme to help develop and increase girl's participation, organisations receive a secondary grant of £300 in the secondary year of operation to help sessions run sustainably. At present there are no registers SSE Wildcat Centres, although it is noted that Hertfordshire County FA is accepting applications to operating centres in the area for 2019.

In light of both FA aspirations to double female participation in football through its Game Changer strategy and the establishment and foreseen future effect of the SSE Wildcats programme, it is likely that the growth in affiliated women's and girl teams may exceed that shown through TGRs, however, at present to what extent is not quantifiable.

## 2.4: Capacity analysis

The capacity for pitches to regularly provide for competitive play, training and other activity over a season is most often determined by quality. As a minimum, the quality and therefore the capacity of a pitch affects the playing experience and people's enjoyment. In extreme circumstances, it can result in the inability of a pitch to cater for all or certain types of play during peak and off peak times.

As a guide, The FA has set a standard number of matches that each grass pitch type should be able to accommodate without it adversely affecting its quality. Taking into consideration the guidelines on capacity, the following ratings were used in Hertsmere:

Adult pitches		Youth pitches		Mini pitches	
Pitch quality	Matches per week	Pitch quality	Matches per week	Pitch quality	Matches per week
Good	3	Good	4	Good	6
Standard	2	Standard	2	Standard	4
Poor	1	Poor	1	Poor	2

Table 2.11 overleaf applies the above pitch ratings against the actual level of weekly play recorded to determine a capacity rating as follows:

<b>Potential capacity</b>	Play is below the level the site could sustain
<b>At capacity</b>	Play matches the level the site can sustain
<b>Overused</b>	Play exceeds the level the site can sustain

### ***Education sites***

To account for curricular/extra-curricular use of education pitches it is likely that the carrying capacity at such sites will need to be adjusted. The only time this would not happen is when a school does not use its pitches at all and the sole use is community use. The adjustment is typically dependent on the amount of play carried out, the number of pitches on site and whether there is access to an on-site AGP.

In some cases, where there is no identified community use, there is little capacity to accommodate further play. Internal usage often exceeds recommended pitch capacity, which is further exacerbated by basic maintenance regimes that may not extend beyond grass cutting and line marking.

In Hertsmere, site capacity at education sites has been reduced by one match equivalent session per pitch to account for curricular and extra-curricular use. This is based on consultation and the discovery that all pitches are in use, as well as from experience of how school sites use pitches from other strategies in the locality and nationally.

### ***Informal use***

Several football pitches in the area are located within open access sites. As such, these pitches are subject to informal use in the form of dog walkers, unorganised games of football and exercise groups. It must be noted, however, that informal use of these sites is not recorded and it is therefore difficult to quantify on a site-by-site basis. Instead, it is recommended that open access sites be protected through an improved maintenance regime.

### ***Peak time***

Spare capacity can only be considered as actual spare capacity if pitches are available at peak time. In Hertsmere, peak time is Sunday AM for all pitches, as most teams across all age groups play at this time.

In the table overleaf, please note that, on occasions, spare capacity in the peak period is identified despite the pitch being played to capacity or overplayed or more spare capacity is identified in the peak period than what exists overall. This is because the majority of use on those particular pitches occurs outside of the peak period; therefore, the identified spare capacity at peak time should not be utilised over and above overall capacity unless quality improvements are made that increase overall capacity.

### ***Additional capacity***

There are several local authority pitch sites which can accommodate additional football pitches than are currently marked out (2018/19 season). At present, not all sites are fully utilised and therefore sites are marked accordingly to accommodate current demand levels. Key sites which can accommodate additional football pitches include:

- ◀ Arcliffe Sports Ground
- ◀ Meadow Park
- ◀ Tempsford Park
- ◀ Kenilworth (not currently marked for formal football)

## **HERTSMERE BOROUGH COUNCIL PLAYING PITCH ASSESSMENT**

---

The Strategy & Action Plan will explore options to reduce potential shortfalls by better utilisation of the Council's current sites through either the marking of additional pitches or through pitch reconfiguration.

# HERTSMERE BOROUGH COUNCIL PLAYING PITCH ASSESSMENT

Table 2.11: Football pitch capacity analysis

Site ID	Site name	Analysis area	Management	Tenure	Pitch type	Pitch size	No. of pitches	Community use?	Agreed quality rating	Current play <sup>8</sup> (MES)	Site capacity <sup>9</sup> (MES)	Capacity balance (MES)	Comments
6	Aycliffe Sports Ground	Borehamwood and Elstree	Council	Secure	Adult		1	Yes - unused	Standard	-	2	2	No recorded community use on site.
8	Borehamwood Football Club	Borehamwood and Elstree	Sports Club	Secure	Adult		1	Yes	Good	2	3	1	Site has potential spare capacity.
9	Borehamwood Youth Football Club	Borehamwood and Elstree	Sports Club	Secure	Mini	(5v5)	1	Yes	Standard	2.5	4	1.5	Site has potential spare capacity.
9	Borehamwood Youth Football Club	Borehamwood and Elstree	Sports Club	Secure	Mini	(7v7)	1	Yes	Standard	1.5	4	2.5	Site has potential spare capacity.
9	Borehamwood Youth Football Club	Borehamwood and Elstree	Sports Club	Secure	Youth	(11v11)	1	Yes	Standard	3	2	1	Pitch overplayed by one match equivalent session per week.
9	Borehamwood Youth Football Club	Borehamwood and Elstree	Sports Club	Secure	Youth	(9v9)	1	Yes	Standard	3	2	1	Pitch overplayed by one match equivalent session per week.
10	Brook Meadow	Borehamwood and Elstree	Council	Secure	Adult		1	Yes	Standard	0.5	2	1.5	Site has potential spare capacity.
10	Brook Meadow	Borehamwood and Elstree	Council	Secure	Youth	(9v9)	1	Yes - unused	Standard	-	2	2	No recorded community use on site.
13	Dame Alice Owen's School	Potters Bar	School	Unsecure	Adult		2	Yes - unused	Standard	2	4	2	No recorded community use on site.
13	Dame Alice Owen's School	Potters Bar	School	Unsecure	Youth	(11v11)	1	Yes	Standard	1	2	1	Site has potential spare capacity.
13	Dame Alice Owen's School	Potters Bar	School	Unsecure	Youth	(9v9)	1	Yes	Standard	1	2	1	Site has potential spare capacity.
15	Elm Court Youth and Community Centre	Potters Bar	Community Organisation	Secure	Youth	(11v11)	1	Yes	Standard	1	2	1	Site has potential spare capacity.
18	Furzefield Centre Playing Pitches (King George Field)	Potters Bar	Council	Secure	Adult		3	Yes	Poor	3	3	-	Pitch played to capacity.
18	Furzefield Centre Playing Pitches (King George Field)	Potters Bar	Council	Secure	Mini	(7v7)	2	Yes	Poor	3.5	4	0.5	Site has potential spare capacity.
18	Furzefield Centre Playing Pitches (King George Field)	Potters Bar	Council	Secure	Youth	(9v9)	1	Yes	Poor	2.5	1	1.5	Pitch overplayed by 1.5 match equivalent sessions per week.
22	Harris Lane	Aldenham and Shenley	Council	Secure	Adult		2	Yes – unused	Standard	-	4	4	No recorded community use on site.
31	Little Bushey Lane	Bushey	Council	Secure	Adult		2	Yes	Standard	1.5	4	2.5	Site has potential spare capacity.
31	Little Bushey Lane	Bushey	Council	Secure	Youth	(9v9)	1	Yes - unused	Standard	-	2	2	No recorded community use on site.
32	Little Reddings Primary School	Bushey	School	Unsecure	Mini	(5v5)	1	Yes - unused	Standard	1	4	3	No recorded community use on site.
36	Meadow Park	Borehamwood and Elstree	Council	Secure	Adult		1	Yes	Standard	0.5	2	1.5	Site has potential spare capacity.
37	Metropolitan Police Sports Club Bushey	Bushey	Sports Club	Secure	Adult		6	Yes	Standard	14	12	2	Pitch overplayed by one match equivalent session per week.
37	Metropolitan Police Sports Club Bushey	Bushey	Sports Club	Secure	Mini	(5v5)	2	Yes	Standard	5	8	3	Site has potential spare capacity.
37	Metropolitan Police Sports Club Bushey	Bushey	Sports Club	Secure	Mini	(7v7)	3	Yes	Standard	4	12	8	Site has potential spare capacity.
37	Metropolitan Police Sports Club Bushey	Bushey	Sports Club	Secure	Youth	(9v9)	3	Yes	Standard	5.5	6	0.5	Site has potential spare capacity.

<sup>8</sup> Based on 2018/19 season data taken from a combination of local authority pitch bookings, FA affiliation data and club consultation to provide a 'typical' weeks usage.

<sup>9</sup> Based on pitch quality The FA recommends a maximum number of match equivalent sessions to be accommodate per pitch type. Please refer to Section 2.4 for the full breakdown.

# HERTSMERE BOROUGH COUNCIL PLAYING PITCH ASSESSMENT

Site ID	Site name	Analysis area	Management	Tenure	Pitch type	Pitch size	No. of pitches	Community use?	Agreed quality rating	Current play <sup>8</sup> (MES)	Site capacity <sup>9</sup> (MES)	Capacity balance (MES)	Comments
38	Moatfield	Bushey	Council	Secure	Adult		1	Yes	Standard	0.5	2	1.5	Site has potential spare capacity.
38	Moatfield	Bushey	Council	Secure	Mini	(5v5)	1	Yes	Standard	1	4	3	Site has potential spare capacity.
38	Moatfield	Bushey	Council	Secure	Mini	(7v7)	1	Yes	Standard	1	4	3	Site has potential spare capacity.
38	Moatfield	Bushey	Council	Secure	Youth	(11v11)	1	Yes	Standard	1.5	2	0.5	Site has potential spare capacity.
38	Moatfield	Bushey	Council	Secure	Youth	(9v9)	1	Yes	Standard	1	2	1	Site has potential spare capacity.
40	Oakmere School	Potters Bar	School	Unsecure	Mini	(5v5)	1	Yes - unused	Poor	1	2	1	No recorded community use on site.
40	Oakmere School	Potters Bar	School	Unsecure	Mini	(7v7)	1	Yes - unused	Poor	1	2	1	No recorded community use on site.
43	Potters Bar Cricket Club	Potters Bar	Sports Club	Secure	Mini	(5v5)	3	Yes	Standard	1	12	11	Site has potential spare capacity.
43	Potters Bar Cricket Club	Potters Bar	Sports Club	Secure	Mini	(7v7)	1	Yes - unused	Standard	-	4	4	No recorded community use on site.
44	Potters Bar Town FC	Potters Bar	Sports Club	Secure	Adult		1	Yes	Good	2	3	1	Site has potential spare capacity.
47	Pursley Sports Ground	Aldenham and Shenley	Parish Council	Secure	Mini	(5v5)	1	Yes	Standard	0.5	4	3.5	Site has potential spare capacity.
47	Pursley Sports Ground	Aldenham and Shenley	Parish Council	Secure	Mini	(7v7)	1	Yes	Standard	0.5	4	3.5	Site has potential spare capacity.
47	Pursley Sports Ground	Aldenham and Shenley	Parish Council	Secure	Youth	(11v11)	1	Yes	Standard	2	2	-	Pitch played to capacity.
48	Queen's School (North)	Bushey	School	Unsecure	Adult		2	Yes	Standard	3.5	4	0.5	Site has potential spare capacity.
48	Queen's School (North)	Bushey	School	Unsecure	Mini	(5v5)	1	Yes	Standard	5	4	1	Pitch played to capacity.
48	Queen's School (North)	Bushey	School	Unsecure	Mini	(7v7)	1	Yes	Standard	7.5	4	3.5	Pitch overplayed by 2.5 match equivalent sessions per week.
48	Queen's School (North)	Bushey	School	Unsecure	Youth	(11v11)	1	Yes	Standard	3	2	1	Pitch played to capacity.
48	Queen's School (North)	Bushey	School	Unsecure	Youth	(9v9)	1	Yes	Standard	4	2	2	Pitch overplayed by one match equivalent session per week.
49	Queen's School (South)	Bushey	School	Unsecure	Adult		1	Yes	Standard	3	2	1	Pitch played to capacity.
49	Queen's School (South)	Bushey	School	Unsecure	Youth	(11v11)	1	Yes	Standard	1.5	2	0.5	Site has potential spare capacity.
49	Queen's School (South)	Bushey	School	Unsecure	Youth	(9v9)	1	Yes	Standard	3.5	2	1.5	Site overplayed by 0.5 match equivalent sessions per week.
55	Tempsford Green	Borehamwood and Elstree	Council	Secure	Adult		1	Yes – unused	Standard	-	2	2	No recorded community use on site.
58	The Medburn Ground	Aldenham and Shenley	Sports Club	Secure	Adult		1	Yes	Good	1	3	2	Site has potential spare capacity.
58	The Medburn Ground	Aldenham and Shenley	Sports Club	Secure	Mini	(5v5)	1	Yes – unused	Good	-	6	6	No recorded community use on site.
58	The Medburn Ground	Aldenham and Shenley	Sports Club	Secure	Youth	(11v11)	1	Yes	Good	2	4	2	Site has potential spare capacity.
59	The Wroxham School	Potters Bar	School	Unsecure	Mini	(5v5)	1	Yes	Poor	1	2	1	Site has potential spare capacity.
59	The Wroxham School	Potters Bar	School	Unsecure	Mini	(7v7)	2	Yes	Poor	0.5	6	5.5	Site has potential spare capacity.
76	Summerswood Primary School	Borehamwood and Elstree	School	Unsecure	Mini	(5v5)	1	Yes – unused	Standard	1	4	3	No recorded community use on site.
77	St Giles C of E Primary School	Aldenham and Shenley	School	Unsecure	Mini	(5v5)	1	Yes - unused	Standard	1	4	3	No recorded community use on site.
77	St Giles C of E Primary School	Aldenham and Shenley	School	Unsecure	Mini	(7v7)	1	Yes - unused	Standard	1	4	3	No recorded community use on site.
81	Shenley Primary School	Aldenham and Shenley	School	Unsecure	Mini	(7v7)	1	Yes - unused	Standard	1	4	3	No recorded community use on site.
89	Hartsbourne Primary School	Bushey	School	Unsecure	Mini	(5v5)	1	Yes - unused	Standard	1	4	3	No recorded community use on site.
101	St Albans Rangers FC	Aldenham and Shenley	Sports Club	Secure	Mini	(5v5)	1	Yes	Standard	0.5	4	3.5	Site has potential spare capacity.

## HERTSMERE BOROUGH COUNCIL PLAYING PITCH ASSESSMENT

Site ID	Site name	Analysis area	Management	Tenure	Pitch type	Pitch size	No. of pitches	Community use?	Agreed quality rating	Current play <sup>8</sup> (MES)	Site capacity <sup>9</sup> (MES)	Capacity balance (MES)	Comments
101	St Albans Rangers FC	Aldenham and Shenley	Sports Club	Secure	Mini	(7v7)	1	Yes	Standard	1	4	3	Site has potential spare capacity.
101	St Albans Rangers FC	Aldenham and Shenley	Sports Club	Secure	Youth	(9v9)	2	Yes	Standard	0.5	4	3.5	Site has potential spare capacity.
101	St Albans Rangers FC	Aldenham and Shenley	Sports Club	Secure	Youth	(11v11)	1	Yes	Standard	3	2	1	Site overplayed by one match equivalent session per week.
2	Aldenham Prep School (Button Field)	Aldenham and Shenley	School	Unsecure	Mini	(5v5)	2	No	Standard	2	8	-	No community availability.
3	Aldenham School (Cokes Field)	Aldenham and Shenley	School	Unsecure	Adult		1	No	Standard	1	2	-	No community availability.
3	Aldenham School (Cokes Field)	Aldenham and Shenley	School	Unsecure	Mini	(5v5)	1	No	Standard	1	4	-	No community availability.
3	Aldenham School (Cokes Field)	Aldenham and Shenley	School	Unsecure	Youth	(11v11)	5	No	Standard	5	10	-	No community availability.
4	Aldenham Sports Centre	Aldenham and Shenley	School	Unsecure	Mini	(7v7)	2	No	Standard	2	8	-	No community availability.
4	Aldenham Sports Centre	Aldenham and Shenley	School	Unsecure	Youth	(9v9)	2	No	Standard	2	4	-	No community availability.
5	Arsenal Training Centre <sup>10</sup>	Aldenham and Shenley	Sports Club	Secure	Adult		10	No	Good	10	30	-	No community availability.
12	Bushey Meads School	Bushey	School	Unsecure	Youth	(11v11)	2	No	Poor	2	2	-	No community availability.
12	Bushey Meads School	Bushey	School	Unsecure	Youth	(9v9)	1	No	Poor	1	1	-	No community availability.
14	Edge Grove Preparatory School	Aldenham and Shenley	School	Unsecure	Mini	(5v5)	1	No	Standard	1	4	-	No community availability.
14	Edge Grove Preparatory School	Aldenham and Shenley	School	Unsecure	Mini	(7v7)	2	No	Standard	2	8	-	No community availability.
20	Haberdashers' Aske's Boys' School	Aldenham and Shenley	School	Unsecure	Adult		1	No	Good	1	3	-	No community availability.
20	Haberdashers' Aske's Boys' School	Aldenham and Shenley	School	Unsecure	Youth	(9v9)	2	No	Good	2	8	-	No community availability.
24	Hertsme Jewish Primary School	Aldenham and Shenley	School	Unsecure	Mini	(5v5)	5	No	Standard	5	4	-	No community availability.
24	Hertsme Jewish Primary School	Aldenham and Shenley	School	Unsecure	Mini	(7v7)	3	No	Standard	3	12	-	No community availability.
25	Hertswood Academy (Lower Site)	Aldenham and Shenley	School	Unsecure	Adult		1	No	Standard	1	2	-	No community availability.
25	Hertswood Academy (Lower Site)	Aldenham and Shenley	School	Unsecure	Youth	(9v9)	1	No	Standard	1	2	-	No current community availability until September '19 when CUA will be in place.
28	Immanuel College	Bushey	School	Unsecure	Mini	(5v5)	2	No	Standard	2	8	-	No community availability.
28	Immanuel College	Bushey	School	Unsecure	Youth	(9v9)		No	Standard	1	2	-	No community availability.
29	Kenilworth Primary School	Borehamwood and Elstree	School	Unsecure	Mini	(7v7)	1	No	Standard	1	4	-	No community availability.
35	Manor Lodge School	Aldenham and Shenley	School	Unsecure	Mini	(5v5)	4	No	Standard	4	16	-	No community availability.
39	Mount Grace School	Potters Bar	School	Unsecure	Mini	(5v5)	3	No	Poor	3	6	-	No community availability.
39	Mount Grace School	Potters Bar	School	Unsecure	Mini	(7v7)	1	No	Poor	1	2	-	No community availability.
39	Mount Grace School	Potters Bar	School	Unsecure	Youth	(11v11)	1	No	Poor	1	1	-	No community availability.
39	Mount Grace School	Potters Bar	School	Unsecure	Youth	(9v9)	1	No	Poor	1	1	-	No community availability.
49	Queen's School (South)	Bushey	School	Unsecure	Adult		1	No	Standard	1	2	-	No community availability.
53	St Margaret's School	Bushey	School	Unsecure	Youth	(9v9)	2	No	Poor	2	2	-	No community availability.

<sup>10</sup> Arsenal FC allows for limited amounts of community access to its training sites to accommodate programmes from its Community Foundation.



## HERTSMERE BOROUGH COUNCIL PLAYING PITCH ASSESSMENT

Site ID	Site name	Analysis area	Management	Tenure	Pitch type	Pitch size	No. of pitches	Community use?	Agreed quality rating	Current play <sup>8</sup> (MES)	Site capacity <sup>9</sup> (MES)	Capacity balance (MES)	Comments
57	The Bushey Arena	Bushey	School	Secure	Youth	(9v9)	2	No	Poor	2	2	-	Site has a CUA which includes grass pitches. Pitch quality is however poor and pitches are prone to suffering from surface damage which limits curricular usage. Pitches therefore not let out for community use.
60	UCL Sports Ground <sup>11</sup>	Aldenham and Shenley	Sports Club	Secure	Adult		9	No	Good	9	27	-	No community availability.
60	UCL Sports Ground	Aldenham and Shenley	Sports Club	Secure	Mini	(5v5)	4	No	Good	4	24	-	No community availability.
60	UCL Sports Ground	Aldenham and Shenley	Sports Club	Secure	Youth	(11v11)	3	No	Good	3	12	-	No community availability.
62	Yavneh College Sports Centre	Borehamwood and Elstree	School	<b>Unsecure</b>	Youth	(11v11)	1	No	Standard	1	2	-	No community availability.
62	Yavneh College Sports Centre	Borehamwood and Elstree	School	<b>Unsecure</b>	Youth	(9v9)	1	No	Standard	1	2	-	No community availability.
72	Cowley Hill School	Borehamwood and Elstree	School	<b>Unsecure</b>	Mini	(5v5)	1	No	Standard	1	4	-	No community availability.
75	Monksmead School	Borehamwood and Elstree	School	<b>Unsecure</b>	Mini	(5v5)	3	No	Standard	3	12	-	No community availability.
78	Pope Paul Catholic Primary School	Potters Bar	School	<b>Unsecure</b>	Mini	(5v5)	2	No	Standard	2	8	-	No community availability.
79	Cranborne Primary School	Potters Bar	School	<b>Unsecure</b>	Mini	(5v5)	1	No	Standard	1	4	-	No community availability.
79	Cranborne Primary School	Potters Bar	School	<b>Unsecure</b>	Mini	(7v7)	1	No	Standard	1	4	-	No community availability.
84	Newberries Primary School	Aldenham and Shenley	School	<b>Unsecure</b>	Mini	(7v7)	1	No	Standard	1	4	-	No community availability.
86	Ashfield Junior School	Bushey	School	<b>Unsecure</b>	Mini	(7v7)	1	No	Standard	1	4	-	No community availability.
87	Bournehall Primary School	Bushey	School	<b>Unsecure</b>	Mini	(7v7)	1	No	Standard	1	4	-	No community availability.
88	Bushey Heath Primary School	Bushey	School	<b>Unsecure</b>	Mini	(7v7)	1	No	Standard	1	4	-	No community availability.

<sup>11</sup> Please note that although this site is currently identified as 'no community use' the relationship between HBC and Watford FC is in its infancy. The Club has recently built a dome covering one of the pitches. There is also a S106 in place and this will ensure the local community can have access to this pitch as well as Watford FC's academy. HBC is working close with the Club's Community Sport and Education Trust to ensure the agreement is met.

### ***Spare capacity***

The next step is to ascertain whether any identified 'potential capacity' can be deemed 'spare capacity'. There may be situations where, although a site is highlighted as potentially able to accommodate some additional play, this should not be recorded as spare capacity against the site. For example, a site may be managed to regularly operate slightly below full capacity to ensure that it can cater for several regular friendly matches and activities that take place but are difficult to quantify on a weekly basis.

Over marked pitches which are used and exhibit potential spare capacity have not been considered available to accommodate further play in order to protect pitch quality, given the nature of repeated and sustained use over a short period of time.

Where there is potential spare capacity exhibited at school sites beyond current community use, this has not been included due to the significant additional use during the week by schools for curricular, extracurricular and competitive sport.

### ***Match equivalent sessions***

Pitches have a limit of how much play they can accommodate over a certain period of time before their quality, and in turn their use, is adversely affected. As the main usage of pitches is likely to be for matches, it is appropriate for the comparable unit to be match equivalent sessions but may for example include training sessions and informal use.

At this stage, match equivalent sessions do not equate to a number of pitches. This is because an analysis area might show three match equivalent sessions of spare capacity, however, this is likely to be spread across a number of sites. Further to this, minimal spare capacity on one site may be required to accommodate strategic reserve and as such retained. If the spare capacity is on one pitch, then it might indicate a need to create a different type of pitch to address a deficiency. This will be fully determined, and recommendations will be made accordingly within the Strategy and Action Plan.



# HERTSMERE BOROUGH COUNCIL PLAYING PITCH ASSESSMENT

Table 2.12: Potential spare capacity

Site ID	Site name	Analysis area	Management	Tenure	Pitch type	Pitch size	No. of pitches	Community use?	Agreed quality rating	Current play (MES)	Site capacity <sup>12</sup> (MES)	Capacity balance (MES)	Match equivalent sessions available in peak period	Comments
6	Aycliffe Sports Ground	Borehamwood and Elstree	Community Organisation	Secure	Adult		1	Yes - unused	Standard	-	2	2	1	Actual spare capacity on site.
8	Borehamwood Football Club	Borehamwood and Elstree	Sports Club	Secure	Adult		1	Yes	Good	2	3	1	-	Spare capacity retained to protected quality – Stadia pitch.
9	Borehamwood Youth Football Club	Borehamwood and Elstree	Sports Club	Secure	Mini	(5v5)	1	Yes	Standard	2.5	4	1.5	-	No peak time capacity
9	Borehamwood Youth Football Club	Borehamwood and Elstree	Sports Club	Secure	Mini	(7v7)	1	Yes	Standard	1.5	4	2.5	-	No peak time capacity
8	Boreham Wood Football Club	Borehamwood and Elstree	Sports Club	Secure	Adult		1	Yes	Good	2	3	1	-	No peak time capacity
10	Brook Meadow	Borehamwood and Elstree	Council	Secure	Adult		1	Yes	Standard	0.5	2	1.5	1	Actual spare capacity on site.
10	Brook Meadow	Borehamwood and Elstree	Council	Secure	Youth	(9v9)	1	Yes - unused	Standard	-	2	2	1	Actual spare capacity on site.
13	Dame Alice Owen's School	Potters Bar	School	Unsecure	Adult		2	Yes - unused	Standard	2	4	2	-	Site has actual spare capacity, but it has been discounted due to unsecure tenure.
13	Dame Alice Owen's School	Potters Bar	School	Unsecure	Youth	(11v11)	1	Yes	Standard	1	2	1	-	Site has actual spare capacity, but it has been discounted due to unsecure tenure.
13	Dame Alice Owen's School	Potters Bar	School	Unsecure	Youth	(9v9)	1	Yes	Standard	1	2	1	-	Site has actual spare capacity, but it has been discounted due to unsecure tenure.
15	Elm Court Youth and Community Centre	Potters Bar	Community Organisation	Secure	Youth	(11v11)	1	Yes	Standard	1	2	1	0.5	Actual spare capacity on site.
18	Furzefield Centre Playing Pitches	Potters Bar	Council	Secure	Mini	(7v7)	2	Yes	Poor	3.5	4	0.5	-	Spare capacity discounted due to poor pitch quality.
22	Harris Lane	Aldenham and Shenley	Council	Secure	Adult		2	Yes – unused	Standard	-	4	4	2	Actual spare capacity on site.
31	Little Bushey Lane	Bushey	Council	Secure	Adult		2	Yes	Standard	1.5	4	2.5	2	Actual spare capacity on site.
31	Little Bushey Lane	Bushey	Council	Secure	Youth	(9v9)	1	Yes - unused	Standard	-	2	2	1	Actual spare capacity on site.
32	Little Reddings Primary School	Bushey	School	Unsecure	Mini	(5v5)	1	Yes - unused	Standard	1	4	3	-	Site has actual spare capacity, but it has been discounted due to unsecure tenure.
36	Meadow Park	Borehamwood and Elstree	Council	Secure	Adult		1	Yes	Standard	0.5	2	1.5	1	Actual spare capacity on site.

<sup>12</sup> Based on pitch quality The FA recommends a maximum number of match equivalent sessions to be accommodate per pitch type. Please refer to Section 2.4 for the full breakdown.

# HERTSMERE BOROUGH COUNCIL PLAYING PITCH ASSESSMENT

Site ID	Site name	Analysis area	Management	Tenure	Pitch type	Pitch size	No. of pitches	Community use?	Agreed quality rating	Current play (MES)	Site capacity <sup>12</sup> (MES)	Capacity balance (MES)	Match equivalent sessions available in peak period	Comments
37	Metropolitan Police Sports Club Bushey	Bushey	Sports Club	Secure	Mini	(5v5)	2	Yes	Standard	5	8	3	-	No peak time capacity.
37	Metropolitan Police Sports Club Bushey	Bushey	Sports Club	Secure	Mini	(7v7)	3	Yes	Standard	4	12	8	-	No peak time capacity.
37	Metropolitan Police Sports Club Bushey	Bushey	Sports Club	Secure	Youth	(9v9)	3	Yes	Standard	5.5	6	0.5	-	No peak time capacity.
38	Moatfield	Bushey	Council	Secure	Adult		1	Yes	Standard	0.5	2	1.5	0.5	Actual spare capacity on site.
38	Moatfield	Bushey	Council	Secure	Mini	(5v5)	1	Yes	Standard	1	4	3	-	No peak time capacity.
38	Moatfield	Bushey	Council	Secure	Mini	(7v7)	1	Yes	Standard	1	4	3	-	No peak time capacity.
38	Moatfield	Bushey	Council	Secure	Youth	(11v11)	1	Yes	Standard	1.5	2	0.5	-	No peak time capacity.
38	Moatfield	Bushey	Council	Secure	Youth	(9v9)	1	Yes	Standard	1	2	1	-	No peak time capacity.
40	Oakmere School	Potters Bar	School	Unsecure	Mini	(5v5)	1	Yes - unused	Poor	1	2	1	-	Site has actual spare capacity, but it has been discounted due to unsecure tenure.
40	Oakmere School	Potters Bar	School	Unsecure	Mini	(7v7)	1	Yes - unused	Poor	1	2	1	-	Site has actual spare capacity, but it has been discounted due to unsecure tenure.
43	Potters Bar Cricket Club	Potters Bar	Sports Club	Secure	Mini	(5v5)	3	Yes	Standard	1	12	11	3	Actual spare capacity on site.
43	Potters Bar Cricket Club	Potters Bar	Sports Club	Secure	Mini	(7v7)	1	Yes - unused	Standard	-	4	4	1	Actual spare capacity on site.
44	Potters Bar Town FC	Potters Bar	Sports Club	Secure	Adult		1	Yes	Good	2	3	1	-	Spare capacity retained to protected quality – Stadia pitch.
47	Pursley Sports Ground	Aldenham and Shenley	Parish Council	Secure	Mini	(5v5)	1	Yes	Standard	0.5	4	3.5	0.5	Actual spare capacity on site.
47	Pursley Sports Ground	Aldenham and Shenley	Parish Council	Secure	Mini	(7v7)	1	Yes	Standard	0.5	4	3.5	0.5	Actual spare capacity on site.
48	Queen's School (North)	Bushey	School	Unsecure	Adult		2	Yes	Standard	3.5	4	0.5	-	Site has actual spare capacity, but it has been discounted due to unsecure tenure.
49	Queen's School (South)	Bushey	School	Unsecure	Youth	(11v11)	1	Yes	Standard	1.5	2	0.5	-	Site has actual spare capacity, but it has been discounted due to unsecure tenure.
55	Tempsford Green	Borehamwood and Elstree	Council	Secure	Adult		1	Yes – unused	Standard	-	2	2	1	Actual spare capacity on site.
58	The Medburn Ground	Aldenham and Shenley	Sports Club	Secure	Adult		1	Yes	Good	1	3	2	0.5	Actual spare capacity on site.
58	The Medburn Ground	Aldenham and Shenley	Sports Club	Secure	Mini	(5v5)	1	Yes – unused	Good	-	6	6	1	Actual spare capacity on site.
58	The Medburn Ground	Aldenham and Shenley	Sports Club	Secure	Youth	(11v11)	1	Yes	Good	2	4	2	-	No peak time capacity.

# HERTSMERE BOROUGH COUNCIL PLAYING PITCH ASSESSMENT

Site ID	Site name	Analysis area	Management	Tenure	Pitch type	Pitch size	No. of pitches	Community use?	Agreed quality rating	Current play (MES)	Site capacity <sup>12</sup> (MES)	Capacity balance (MES)	Match equivalent sessions available in peak period	Comments
59	The Wroxham School	Potters Bar	School	Unsecure	Mini	(5v5)	1	Yes	Poor	1	2	1	-	Site has actual spare capacity, but it has been discounted due to unsecure tenure.
59	The Wroxham School	Potters Bar	School	Unsecure	Mini	(7v7)	2	Yes	Poor	0.5	6	5.5	-	Site has actual spare capacity, but it has been discounted due to unsecure tenure.
76	Summerswood Primary School	Borehamwood and Elstree	School	Unsecure	Mini	(5v5)	1	Yes – unused	Standard	1	4	3	-	Site has actual spare capacity, but it has been discounted due to unsecure tenure.
77	St Giles C of E Primary School	Aldenham and Shenley	School	Unsecure	Mini	(5v5)	1	Yes – unused	Standard	1	4	3	-	Site has actual spare capacity, but it has been discounted due to unsecure tenure.
77	St Giles C of E Primary School	Aldenham and Shenley	School	Unsecure	Mini	(7v7)	1	Yes – unused	Standard	1	4	3	-	Site has actual spare capacity, but it has been discounted due to unsecure tenure.
81	Shenley Primary School	Aldenham and Shenley	School	Unsecure	Mini	(7v7)	1	Yes – unused	Standard	1	4	3	-	Site has actual spare capacity, but it has been discounted due to unsecure tenure.
89	Hartsbourne Primary School	Bushey	School	Unsecure	Mini	(5v5)	1	Yes – unused	Standard	1	4	3	-	Site has actual spare capacity, but it has been discounted due to unsecure tenure.
101	St Albans Rangers FC	Aldenham and Shenley	Sports Club	Secure	Mini	(5v5)	1	Yes	Standard	0.5	4	3.5	0.5	Actual spare capacity on site.
101	St Albans Rangers FC	Aldenham and Shenley	Sports Club	Secure	Mini	(7v7)	1	Yes	Standard	1	4	3	-	No peak time capacity.
101	St Albans Rangers FC	Aldenham and Shenley	Sports Club	Secure	Youth	(9v9)	2	Yes	Standard	0.5	4	3.5	1.5	Actual spare capacity on site.

## HERTSMERE BOROUGH COUNCIL PLAYING PITCH ASSESSMENT

Actual spare capacity has been aggregated up by area and by pitch type.

Table 2.13: Actual spare capacity summary

Analysis area	Actual spare capacity (match equivalent sessions per week)				
	Adult	Youth (11v11)	Youth (9v9)	Mini (7v7)	Mini (5v5)
Aldenham and Shenley	2.5	-	1.5	0.5	2
Borehamwood and Elstree	4	-	1	-	-
Bushey	2.5	-	1	-	-
Potters Bar	-	0.5	-	1	3
<b>Hertsmere</b>	<b>9</b>	<b>0.5</b>	<b>3.5</b>	<b>1.5</b>	<b>5</b>

In total, 19.5 match equivalent sessions of actual spare capacity are identified in Hertsmere. Adult pitches are identified with having the most with nine match equivalent sessions per week.

In total, 14 match equivalent sessions per week have been discounted for unsecure tenure. Any actual spare capacity at unsecured sites has been discounted from any totals as the long-term existence of those pitches cannot be relied upon in the future.

### Overplay

Overplay occurs when there is more play accommodated on a site than it can sustain (which can often be due to the low carrying capacity of the pitches). Only sites which are overplayed and have current community use have been included in the overplay summary, therefore school sites which do not currently have any community use but may be overplayed due to curriculum use and school fixtures have not been included. In total, 17 pitches across six sites are overplayed by a combined total of 15.5 match equivalent sessions.

Table 2.14: Summary of overplay

Site ID	Site name	Analysis area	Pitch type	No. of pitches	Capacity rating (match sessions)
9	Borehamwood Youth Football Club	Borehamwood and Elstree	Youth 11v11	1	1
			Youth 9v9	1	1
18	Furze Field Centre Playing Pitches (King George Field)	Potters Bar	Youth 9v9	2	1.5
37	Metropolitan Police Sports Club Bushey	Bushey	Adult	6	2
48	Queen's School (North)	Bushey	Mini 5v5	1	1
			Mini 7v7	1	2.5
			Youth 9v9	1	2
			Youth 11v11	1	1
49	Queen's School (South)	Bushey	Youth 9v9	1	1.5
			Adult	1	1
101	St Albans Rangers	Aldenham and Shenley	Youth 11v11	1	1

## HERTSMERE BOROUGH COUNCIL PLAYING PITCH ASSESSMENT

Four sites are identified as containing overplayed 9v9 pitches, with this being the most common pitch type to be overplayed. All pitches which are overplayed are assessed as either poor or standard quality.

Table 2.15: Overplay summary

Analysis area	Overplay (match equivalent sessions per week)				
	Adult	Youth (11v11)	Youth (9v9)	Mini (7v7)	Mini (5v5)
Aldenham and Shenley	-	1	-	-	
Borehamwood and Elstree	-	1	1	-	
Bushey	3	1	3.5	2.5	1
Potters Bar	-	-	1.5	-	-
<b>Hertsmere</b>	<b>3</b>	<b>3</b>	<b>6</b>	<b>2.5</b>	<b>1</b>

### 2.5: Supply and demand analysis

Having considered supply and demand, the tables below identify current demand (i.e. spare capacity taking away overplay and any exported demand) in each of the analysis areas for each pitch type, based on match equivalent sessions.

Total future demand in Hertsmere is based on application of Team Generation Rates (TGRs) to ONS population projections.

#### Adult pitch analysis

Table 2.16: Supply and demand balance of adult pitches

Analysis area	Actual spare capacity <sup>13</sup>	Demand (match equivalent sessions)					
		Overplay	Exported demand	Latent demand	Current total	Future demand	Total
Aldenham and Shenley	2.5	-	-	-	2.5	-	2.5
Borehamwood and Elstree	4	-	-	-	4	-	4
Bushey	2.5	3	2	-	2.5	-	2.5
Potters Bar	-	-	0.5	0.5	1	-	1
<b>Hertsmere</b>	<b>9</b>	<b>3</b>	<b>2.5</b>	<b>0.5</b>	<b>3</b>	<b>-</b>	<b>3</b>

The table above highlights that there is an overall adequate supply of adult pitches across the Hertsmere both now and in the future. Despite this, there are shortfalls identified in both Bushey and Potters Bar analysis areas.

<sup>13</sup> In match equivalent sessions

# HERTSMERE BOROUGH COUNCIL PLAYING PITCH ASSESSMENT

## Youth 11v11 pitch analysis

Table 2.17: Supply and demand balance of youth 11v11 pitches

Analysis area	Actual spare capacity <sup>14</sup>	Demand (match equivalent sessions)					
		Overplay	Exported demand	Latent demand	Current total	Future demand	Total
Aldenham and Shenley	-	1	1.5	1	3.5	1	4.5
Borehamwood and Elstree	-	1	-	1	2	0.5	2.5
Bushey	-	1	-	0.5	1.5	2	3.5
Potters Bar	0.5	-	-	-	0.5	0.5	-
<b>Hertsmere</b>	<b>0.5</b>	<b>3</b>	<b>1.5</b>	<b>2.5</b>	<b>6.5</b>	<b>4</b>	<b>10.5</b>

There is a current shortfall of 6.5 match equivalent sessions per week across youth 11v11 pitch formats. When accounting for future demand, the shortfall is exacerbated to 10.5 match equivalent sessions per week.

It must also be noted that a large number of youth 11v11 teams are playing on adult pitches, meaning shortfalls would greatly exacerbate should these transfer to the correct pitch type.

## Youth 9v9 pitch analysis

Table 2.18: Supply and demand balance of youth 9v9 pitches

Analysis area	Actual spare capacity <sup>15</sup>	Demand (match equivalent sessions)					
		Overplay	Exported demand	Latent demand	Current total	Future demand	Total
Aldenham and Shenley	1.5	-	1	-	0.5	-	0.5
Borehamwood and Elstree	1	1	-	-	-	-	-
Bushey	1	3.5	1	1	4.5	0.5	5
Potters Bar	-	1.5	-	-	1.5	-	1.5
<b>Hertsmere</b>	<b>3.5</b>	<b>6</b>	<b>2</b>	<b>1</b>	<b>5.5</b>	<b>0.5</b>	<b>6</b>

The table above shows that there is an overall current shortfall of 5.5 match equivalent sessions per week in Hertsmere. At present there are shortfalls in all analysis areas except for Borehamwood and Elstree and Aldenham and Shenley.

<sup>14</sup> In match equivalent sessions

<sup>15</sup> In match equivalent sessions

# HERTSMERE BOROUGH COUNCIL PLAYING PITCH ASSESSMENT

## Mini 7v7 pitch analysis

Table 2.19: Supply and demand balance of mini 7v7 pitches

Analysis area	Actual spare capacity <sup>16</sup>	Demand (match equivalent sessions)					
		Overplay	Exported demand	Latent demand	Current total	Future demand	Total
Aldenham and Shenley	0.5	-	1	-	0.5	-	0.5
Borehamwood and Elstree	-	-	-	-	-	-	-
Bushey	-	2.5	0.5	-	3	-	3
Potters Bar	1	-	-	1	-	-	-
<b>Hertsmere</b>	<b>1.5</b>	<b>2.5</b>	<b>1.5</b>	<b>1</b>	<b>3.5</b>	<b>-</b>	<b>3.5</b>

The table above shows that there is a current shortfall of mini 7v7 equating to 3.5 match equivalent sessions per week. Overplay is concentrated across the Aldenham and Shenley and Bushey analysis areas with no current or future shortfalls forecast in either the Borehamwood and Elstree and Potters Bar analysis areas.

## Mini 5v5 pitch analysis

Table 2.20: Supply and demand balance of mini 5v5 pitches

Analysis area	Actual spare capacity <sup>17</sup>	Demand (match equivalent sessions)					
		Overplay	Exported demand	Latent demand	Current total	Future demand	Total
Aldenham and Shenley	2	-	1.5	-	0.5	-	0.5
Borehamwood and Elstree	-	-	-	-	-	-	-
Bushey	-	1	-	1	2	-	2
Potters Bar	3	-	-	-	3	-	3
<b>Hertsmere</b>	<b>5</b>	<b>1</b>	<b>1.5</b>	<b>1</b>	<b>1.5</b>	<b>-</b>	<b>1.5</b>

There is current overall spare capacity for mini 5v5 pitches in Hertsmere due to spare capacity located in the Aldenham and Shenley and Potters Bar analysis areas, although a minor shortfall remains apparent in Bushey Analysis Area because of latent demand. Demand for mini 5v5 pitches is expected to remain static in the future, with no further demand forecasted.

<sup>16</sup> In match equivalent sessions

<sup>17</sup> In match equivalent sessions

## HERTSMERE BOROUGH COUNCIL PLAYING PITCH ASSESSMENT

### 2.6: Conclusions

Using the supply and demand analysis tables, it is determined that there are both current and future shortfalls of youth 11v11, youth 9v9, mini 7v7 and mini 5v5 pitch formats.

*Table 2.21: Summary of supply and demand*

Analysis area	Actual spare capacity <sup>18</sup>	Demand (match equivalent sessions)					
		Overplay	Exported demand	Unmet/latent demand	Current total	Future demand	Total
Adult	9	3	2.5	0.5	3	-	3
Youth 11v11	0.5	3	1.5	2.5	6.5	4	10.5
Youth 9v9	3.5	6	2	1	5.5	0.5	6
Mini 7v7	1.5	2.5	1.5	1	3.5	-	3.5
Mini 5v5	5	1	1.5	1	1.5	-	1.5

In the main, shortfalls are apparent due to high levels of overplay across specific club sites across Hertsmere. Overall shortfalls are identified on youth 11v11, youth 9v9 and mini 7v7 pitch types. Future demand is expected to exacerbate current shortfalls on the aforementioned pitch types, with spare capacity remaining on both adult and mini 5v5 pitches.

<sup>18</sup> In match equivalent sessions



## HERTSMERE BOROUGH COUNCIL PLAYING PITCH ASSESSMENT

---

### Football – grass pitch summary

- ▶ **Current supply of football pitch provision is insufficient with shortfalls evident on youth and mini 7v7 pitches**
- ▶ **When considering future demand, these shortfalls will worsen on youth and mini pitch types.**
- ▶ The audit identifies a total of 173 grass football pitches within Hertsmere across 52 sites, of which 82 pitches are available for community use across 27 sites.
- ▶ The Bushey Analysis Area contains the most football pitches across Hertsmere with 33 (equating to 40% of overall provision).
- ▶ Of pitches which are available for community use, five are good quality, 65 are standard quality and 12 are poor quality.
- ▶ Four changing pavilions are identified as being poor quality, requiring modernisation, each having common issues such as outdated changing rooms and shower facilities.
- ▶ Belstone FC aspires to create additional football pitches at its home site; The Medburn Ground.
- ▶ Potters Bar Town FC's ground does not meet FA Ground Grading regulations for Step 3 and will face automatic demotion to Step 4 if it does not create two stands (to accommodate a cumulative 200 fans). Planning consent was recently granted to develop additional stands in early 2019 and is currently fundraising to begin construction.
- ▶ There are 198 football teams identified as playing across Hertsmere. This consists of 22 adult men's, two adult women's, 83 youth boys', 21 youth girls' and 70 mini mixed teams.
- ▶ The Bushey Analysis Area provides for the highest number of teams, with 114.
- ▶ Seven clubs are identified as exporting demand outside of the Hertsmere to access pitch provision.
- ▶ Four clubs identify that they would develop additional teams if more pitch provision was available.
- ▶ Population projections (through ONS) predict an additional nine teams will be created by 2036. This equates to four match sessions on youth 11v11 pitches and 0.5 match sessions on youth 9v9 pitches.
- ▶ In total, 19.5 match equivalent sessions of actual spare capacity are identified in Hertsmere. Adult pitches are identified with having the most with nine match equivalent sessions per week.
- ▶ There are 17 pitches across six sites overplayed by a combined total of 15.5 match equivalent sessions.
- ▶ There are current and future shortfalls across youth 11v11, youth 9v9 and mini 7v7 pitch formats with spare capacity showing on adult and mini 5v5 pitches.

### PART 3: THIRD GENERATION TURF (3G) ARTIFICIAL GRASS PITCHES (AGPS)

#### 3.1: Introduction

Competitive football can take place on 3G surfaces that have been FIFA or International Matchball Standard (IMS) tested and approved by the FA for inclusion on the FA pitch register. As such, a growing number of 3G pitches are now used for competitive match play, providing that the performance standard meets FIFA quality (previously FIFA One Star), as well as for training purposes. Football training can take place on sand and water based surfaces but is not the preferred option.

World Rugby produced the 'Performance Specification for artificial grass pitches for rugby', more commonly known as 'Regulation 22' that provides the necessary technical detail to produce pitch systems that are appropriate for rugby union. The artificial surface standards identified in Regulation 22 allows matches to be played on surfaces that meet the standard, meaning full contact activity, including tackling, rucking, mauling and lineouts, can take place. For rugby league, the equivalent is known as RFL Community Standard.

England Hockey's (EH) Artificial Grass Playing Surface Policy (June 2016) advises that 3G pitches should not be used for hockey matches or training and that they can only be used for lower level hockey (introductory level) as a last resort when no sand-based or water-based AGPs are available.

*Table 3.1: 3G type and sport suitability*

Surface	Category	Comments
Rubber crumb	Long Pile 3G (60mm with shock pad)	Rugby surface – must comply with World Rugby regulation 22 and/or RFL Community Standard, requires a minimum of 60mm pile.
Rubber crumb	Medium Pile 3G (55-60mm)	Preferred football surface. Suitable for non-contact rugby union/league practice or play.
Rubber crumb	Short Pile 3G (40mm)	Acceptable surface for some competitive football, able to be used for low level curricular hockey.

It should be noted that the FA generally refers to 3G pitches as football turf pitches (FTP), though this term is not adopted in this PPS as 3G pitches can be and are used for other sports including rugby union, rugby league, lacrosse and American football, amongst others.

#### 3.2: Current provision

A full size 3G pitch is considered by the FA to measure at least 100 x 64 metres (106 x 64 metres including run offs); however, for the purposes of this report, all pitches measuring over 100 x 60 metres (inclusive of run offs) are considered to be full size due to the amount of demand they can accommodate. Nationally, many 3G pitches are slightly undersized due to being converted from sand-based provision (dimensions for hockey are smaller than for football).

There are three full size 3G pitches in Hertsmere that fully comply with the above specification, consisting of two pitches in Aldenham and Shenley Analysis Area and one in the Borehamwood and Elstree Analysis Area. Of these, one pitch situated at UCL Sports Ground (Watford FC's training ground) is generally considered to be unavailable for community use to community football clubs.

## HERTSMERE BOROUGH COUNCIL PLAYING PITCH ASSESSMENT

Watford FC had planning permission granted in 2018 for a dome facility for a 3G pitch which would allow for community access, this community access consists of use for its younger academy teams and access for its community foundations programme. As such, it is not considered that the facility is available for wider community use to local football clubs and for the purpose of the PPS is considered to be unavailable for community use.

*Table 3.2: Full size 3G pitches in Hertsmere*

Site ID	Site name	Analysis area	Community use?	Floodlit?	Size (metres)
8	Boreham Wood Football Club	Borehamwood and Elstree	Yes	Yes	100 x 60
25	Hertswood Academy (Lower Site)	Aldenham and Shenley <sup>19</sup>	Yes	Yes	100 x 60
60	UCL Sports Ground	Aldenham and Shenley	No	No	117 x 79

In addition to the above, there is also a full size 3G pitch at the Maccabi London site on Rowley Lane, Borehamwood. While this technically falls within LB Barnet authority, it is on the edge of Borehamwood and as such also serves this area of Hertsmere and should at least be referenced in proposals for additional 3G pitches.

In addition, there are 12 smaller size 3G pitches servicing Hertsmere across two sites. Such pitches are generally not suitable for adult match play but can be used to accommodate youth and mini matches provided they are FA approved, of an adequate size and with adequate run-off areas. More commonly, they are used to accommodate commercial football leagues and social play.

*Table 3.3: Additional supply of 3G pitches*

Site ID	Site name	Analysis area	No. of pitches	Community use?	Floodlit?	Size (metres)
11	Bushey Grove Leisure Centre	Bushey	1	Yes	Yes	35 x 18
45	Powerleague (Watford)	Bushey	8	Yes	Yes	30 x 20
			2	Yes	Yes	40 x 30
102	Brookside Boys Club	Boreham wood & Elstree	1	Yes	Yes	25 x 12

All of the smaller size 3G pitches are located in the Bushey Analysis Area. There is no small sided provision in the Aldenham and Shenley, Borehamwood and Elstree or the Potters Bar analysis areas.

Figure 3.1 overleaf shows the location of all 3G pitches within Hertsmere, regardless of size.

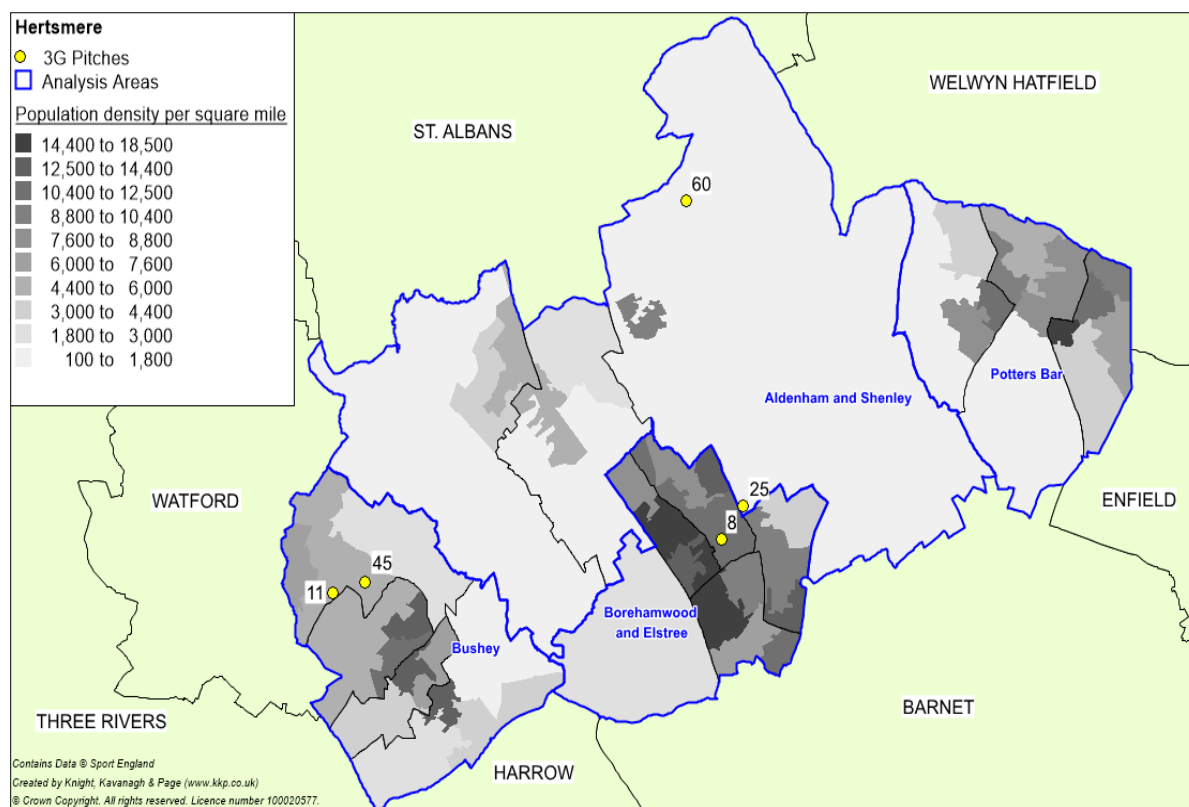
### ***Future provision***

There are no current plans to create additional 3G pitch provision in Hertsmere. In 2016, Boreham Wood FC applied for planning permission for the creation of a secondary 3G pitch on site, but this was withdrawn in 2017.

<sup>19</sup> Please note that while this site is located within Shenley parish, it adjoins Borehamwood and primarily serves Borehamwood.

# HERTSMERE BOROUGH COUNCIL PLAYING PITCH ASSESSMENT

Figure 3.1: Location of 3G AGPs in Hertsmere



## FA pitch register

In order for competitive matches to be played on 3G pitches, the pitch should be FIFA or IMS tested and approved and added to the FA pitch register, which can be found at: <http://3g.thefa.me.uk/>.

Pitches undergo testing to become a FIFA Quality pitch (previously FIFA One Star) or a FIFA Quality Pro pitch (previously FIFA Two Star), with pitches commonly constructed, installed and tested in situ to achieve either accreditation. This comes after FIFA announced changes to 3G performance in October 2015 following consultation with member associations and licenced laboratories. The changes are part of FIFA's continued ambition to drive up performance standard in the industry and the implications are that all 3G pitches built through the FA framework will be constructed to meet the new criteria.

The changes from FIFA One Star to FIFA Quality will have minimal impact on the current hours of use guidelines, which suggests that One Star pitches place more emphasis on the product's ability to sustain acceptable performance and can typically be used for 60-85 hours per week with a lifespan of 20,000 cycles. In contrast, pitches built to FIFA Quality Pro performance standards are unlikely to provide the hours of use that some FIFA Two Star products have guaranteed in the past (previously 30-40 hours per week with a lifespan of 5,000 cycles). Typically, a FIFA Quality Pro pitch will be able to accommodate only 20-30 hours per week with appropriate maintenance due to strict performance measurements.

The full size 3G pitch at Borehamwood FC is on the FA register and can therefore be used to host competitive matches. Re-testing is required every three years to ensure that this remains the case. No other 3G pitches in the Borough are on the FA register.

No small sided pitches are on the FA register.

### ***World Rugby compliant pitches***

To enable 3G pitches to host competitive rugby union matches, World Rugby has developed the Rugby Turf Performance Specification. This is to ensure that the surfaces replicate the playing qualities of good quality grass pitches, provide a playing environment that will not increase the risk of injury and are of an adequate durability.

The specification includes a rigorous test programme that assesses ball/surface interaction and player/surface interaction and has been modified to align the standard with that of FIFA. Any 3G pitch used for any form of competitive rugby must comply with this specification and must be tested every two years to retain compliance.

The RFU investment strategy into 3G pitches considers sites where grass rugby pitches are over capacity and where a pitch would support the growth of the game at the host site and for the local rugby partnership, including local clubs and education sites. There are currently no World Rugby Compliant 3G pitches in Hertsmere and it is not considered to be a focus area for the RFU to deliver one. The nearest World Rugby Compliant 3G to Hertsmere is located in neighbouring authority; Three Rivers.

### ***Management***

The 3G pitch at Hertswoods Academy (Lower site) is managed inhouse by the School and the pitch at Borehamwood FC is managed inhouse by the Club. Powerleague (Watford) is managed commercially and the small sided pitch at Bushey Grove Leisure Centre is managed by InspireAll in partnership with Hertsmere Borough Council.

### ***Availability***

Hertswoods Academy (Lower site) is available for community access from 17:30-21:00 midweek and from 09:00–17:00 at weekends. The pitch located at Borehamwood FC is generally unavailable throughout the day as it is utilised as a training facility for the Club, which operate on a full time, professional basis in addition to use from Arsenal Women FC. The pitch can be accessed by the community in the evenings from Monday – Friday until 10pm dependent on demand from the aforementioned clubs. The pitch is available is fully available for use on both Saturdays and Sundays from 09:00 – 18:00.

All small sided provision is generally available from 09:00 – 21:00 throughout the week and the weekends as each facility is managed on a commercial basis.

### ***Quality***

Depending on use, it is considered that the carpet of an AGP usually lasts for approximately ten years and it is the age of the surface, combined with maintenance levels, which most commonly affects quality. It is therefore recommended that sinking funds be put into place by providers to enable long-term sustainability, ongoing repairs and future refurbishment beyond this period.

The pitch at Boreham Wood FC was provided in 2004 and was resurfaced in 2017 and is therefore of an overall good quality, with no issues identified from the non-technical assessment. The pitch at Hertswood Academy (Lower site) was provided in 2010 and is approaching the end of its anticipated life span. That being said, the non-technical assessment identifies the pitch as being of a standard quality with no major issues in quality identified.

## HERTSMERE BOROUGH COUNCIL PLAYING PITCH ASSESSMENT

Table 3.4: Age and quality of full size 3G pitches

Site ID	Site	Analysis area	Year installed/resurfaced	Quality
8	Boreham Wood Football Club	Borehamwood and Elstree	2004/2017	Good
25	Hertswood Academy (Lower site)	Aldenham and Shenley	2010	Standard

All small sided pitches are identified as either being good quality with no issues identified through non-technical assessments.

### **Ancillary facilities**

All full size 3G provision is accompanied by ancillary facilities that are considered adequate and no issues were raised during consultation or via site assessments.

### **3.3: Demand**

Both full size 3G pitches (available for community use) currently servicing Hertsmere are well used, especially midweek during winter months due to training demand with both identified as operating close to capacity. Weekend use is varied, the pitch at Boreham Wood FC accommodates match play on Boreham Wood FC Juniors and small sided recreational play. The pitch at Hertswood Academy (Lower site) is minimally used as it is not on the FA register for competitive football.

### **Football**

The FA considers high quality 3G pitches as an essential tool in promoting coach and player development. The pitches can support intensive use and as such are great assets for football use. Primarily, such facilities have been installed for social use and training, however, they are increasingly used for competition, which The FA wholly supports.

The FA's long-term ambition is to provide every affiliated team in England the opportunity to train once per week on a floodlit 3G surface, together with priority access for every Charter Standard Community Club through a partnership agreement. In order to calculate the number of football teams a 3G pitch can service for training, peak time access is considered to be from 18:00 until 22:00 Tuesday-Thursday resulting in an overall peak period of 12 hours per week. Mondays and Fridays are not included within this calculation as it is considered that most teams do not want to train in such close proximity to a weekend match.

Full size 3G pitches are divided into thirds or quarters for training purposes meaning they can accommodate either three or four teams per hour and either 36 or 48 teams per week (during the peak training period). Based on an average of these numbers, it is estimated that 38 teams can be accommodated on one full size 3G pitch for training.



## HERTSMERE BOROUGH COUNCIL PLAYING PITCH ASSESSMENT

Given the above, with 198 teams currently affiliated to Hertsmere, there is a need for five full size 3G pitches (rounded down from 5.2) to service the all training demand. As there are currently two full size 3G pitches provided, an additional three full size 3G pitches are required to meet current demand. When accounting for future demand generated through TGRs the overall shortfall remains at three.

Alternatively, the table below considers the number of full size 3G pitches required if every team was to remain training within the analysis area in which they play. As can be seen, the total need for 3G pitches increases by one, with a total of six required to meet demand, an overall shortfall of four. The Bushey Analysis Area has the largest overall shortfall, with a current need for three full size 3G pitches.

*Table 3.5: Current demand for 3G pitches in Hertsmere (based on 38 teams per pitch)*

Analysis area	Current number of teams	3G requirement <sup>20</sup>	Current number of 3G pitches	Potential shortfall
Aldenham and Shenley	22	1	1	-
Borehamwood and Elstree	28	1	1	-
Bushey	114	3	-	3
Potters Bar	34	1	-	1
<b>Hertsmere</b>	<b>198</b>	<b>6</b>	<b>2</b>	<b>4</b>

Future growth (generated through TGRs) does not exacerbate the identified shortfall of four full size 3G pitches.

As mentioned earlier, there is a full size 3G pitch at the Maccabi London site on Rowley Lane, Borehamwood. While this technically falls within LB Barnet authority, it is on the edge of Borehamwood and as such also serves this area of Hertsmere. While it does not change the analysis conclusions above, it reinforces the case for the Borehamwood sub-area not having a shortfall.

### *Match play demand*

Improving grass pitch quality is one way to increase the capacity at sites but given the cost of doing such work and the continued maintenance required (and associated costs), alternatives need to be considered that can offer a more sustainable model for the future of football. The substitute to grass pitches is the use of 3G pitches for competitive matches, providing that the pitch is FA approved, floodlit and available for community use during the peak period.

In Hertsmere, one full size 3G pitch has undergone testing and are therefore FA approved to host competitive matches. This is rare when compared to other local authorities and it should enable the stock of pitches to accommodate as much match play as possible. The caveat to this is that programming may need to be adjusted to allow more teams to utilise the facilities and pricing can often be a barrier as grass pitches remain generally cheaper to access.

In Hertsmere. Three teams provided by Boreham Wood Youth FC are identified as playing competitive matches on a 3G pitch. 3G pitches located at Powerleague (Watford) do not accommodate any identified affiliated football demand but are recognised as being an overspill facility for mini teams training.

<sup>20</sup> Rounded to the nearest whole number



### 3.4: Supply and demand analysis

In conclusion, there is an insufficient supply of full size 3G pitches to meet current and anticipated future football training demand based on the FA training model in Hertsmere. As such, it is determined that an increase in provision is required, with future provision best placed in the Bushey and Potters Bar analysis areas.

To ensure that current supply and any future supply is of a good enough standard to accommodate demand, providers are encouraged to put sinking funds in place to ensure long-term sustainability. This will allow for re-surfacing to take place when required and will ensure that FA certification remains in place.

#### **3G summary**

- ◀ There are three full size 3G pitches in Hertsmere, two of which offer community use. The pitch unavailable for community use is located at UCL Sports Ground and is training venue for Watford FC.
- ◀ In addition, there are 12 smaller sized 3G pitches located across two sites; Powerleague (Watford) and Bushey Grove Leisure Centre.
- ◀ The 3G pitch at Borehamwood FC is on the FA register and can accommodate competitive football, the pitch at Hertswood Academy is not.
- ◀ There are no identified quality issues with either community available full size 3G pitch in Hertsmere; although the pitch at Hertswood Academy (Lower site) is nearer the end of its anticipated life span.
- ◀ All full size 3G provision is accompanied by ancillary facilities that are considered adequate.
- ◀ With 198 teams currently affiliated to Hertsmere there is a shortfall of four full size 3G pitches identified. Future demand does not exacerbate current shortfalls.
- ◀ When studying demand by analysis area, shortfalls are apparent in Bushey and Potters Bar analysis areas.

# HERTSMERE BOROUGH COUNCIL

## PLAYING PITCH ASSESSMENT

### PART 4: CRICKET

#### 4.1: Introduction

Hertfordshire Cricket serves as the governing and representative body for cricket across Hertsmeire. Its aim is to promote the game at all levels through partnerships with professional and recreational cricketing clubs, and other appropriate agencies.

Hertfordshire Cricket is currently working with the ECB on delivering its new five-year plan, Cricket Unleashed. Its success will be measured by the number of people who support, play and follow the whole game and is based upon five key areas (More play, great teams, inspired fans, good governance and social responsibility and strong finance and operations).

#### **Consultation**

There are 11 clubs playing within Hertsmeire. Consultation was renewed in 2018 with four clubs (Shenley Village CC, Radlett CC, Hatch End and Elstree CC and London Colney CC). However, to avoid consultation fatigue, it was agreed not to consult with all clubs again following the consultation carried out as part of the 2017 Hertsmeire PPS. Further to this, Hertfordshire Cricket helped to update the demand information.

#### 4.2: Supply

There are 23 grass wicket squares in Hertsmeire located across 14 sites. Of these, 15 squares are available, at some level, for community use across 11 sites. All provision which is unavailable for community use is located at educational sites.

*Table 4.1: Summary of grass wicket squares*

Analysis area	No. of squares		Total
	Available for community use	Unavailable for community use	
Aldenham and Shenley	6	8	14
Borehamwood and Elstree	2	-	2
Bushey	4	-	4
Potters Bar	3	-	3
<b>Total</b>	<b>15</b>	<b>8</b>	<b>23</b>

Most of the cricket provision within the Borough is located in the Aldenham and Shenley Analysis Area, however, the majority of this is located at private education sites, including Haberdashers' Aske's Boys' School, Aldenham School and Edge Grove Preparatory School. Therefore, these sites are unavailable for community use. The remaining analysis areas only accommodate community available provision.

#### **Non-turf pitches (NTPs)**

The ECB highlights that NTPs which follow its TS6 guidance on performance standards are suitable for high level, senior play and are considered able to take 60 matches per season, although this may include training sessions via the use of mobile nets.

In Hertsmeire, there is one NTP that accompanies a grass wicket square in addition to five standalone NTPs. The location of these can be seen in the table overleaf.

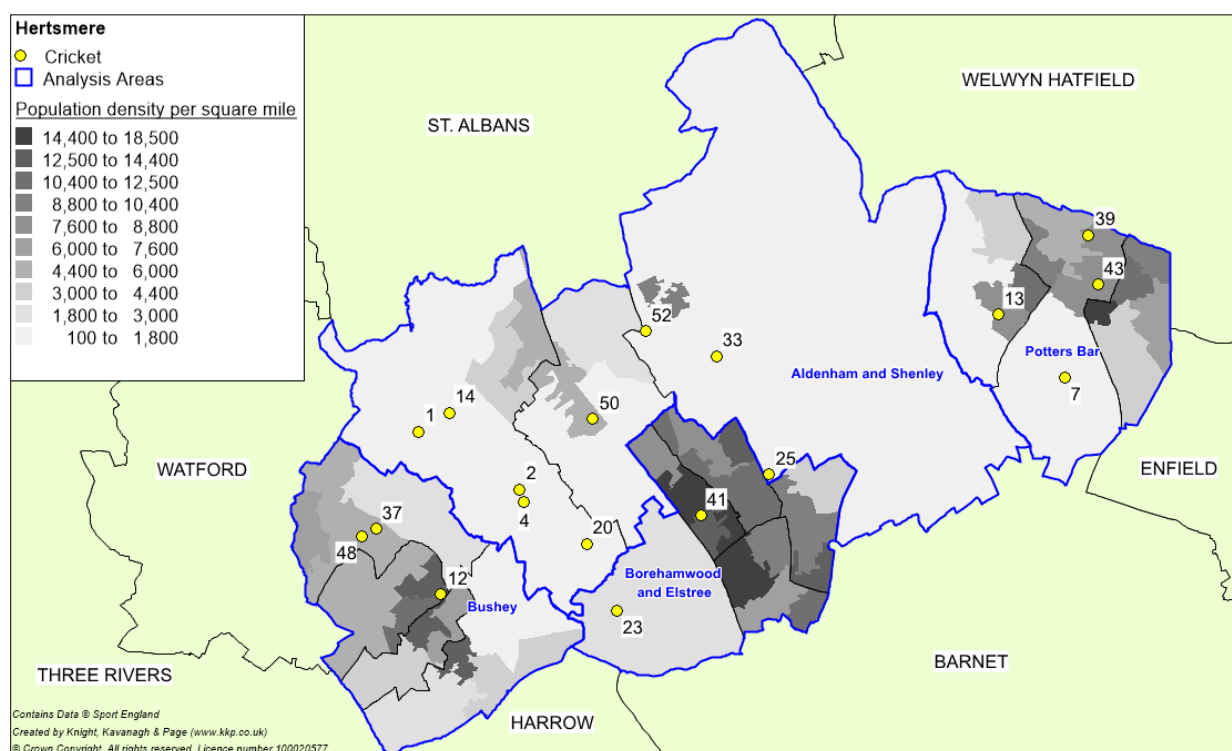
# HERTSMERE BOROUGH COUNCIL PLAYING PITCH ASSESSMENT

Table 4.2: Summary of NTPs in Hertsmere

Site ID	Site	Analysis area	Number of NTPs	Position
2	Aldenham Prep School (Button Field)	Aldenham and Shenley	1	Standalone
12	Bushey Meads School	Bushey	1	Standalone
25	Hertswood Academy (Lower Site)	Aldenham and Shenley	1	Standalone
39	Mount Grace School	Potters Bar	1	Standalone
48	Queen' School (North)	Bushey	1	Standalone
50	Radlett Cricket Club	Aldenham and Shenley	1	Square

The map below shows the location of all cricket squares (grass and non-turf) currently servicing Hertsmere.

Figure 4.1: Location of cricket pitches in Hertsmere



## HERTSMERE BOROUGH COUNCIL PLAYING PITCH ASSESSMENT

Table 4.3: Key to map of cricket pitches

Site ID	Site	Analysis area	Community use?	No. of squares	No. of wickets	
					grass	non-turf
1	Aldenham Cricket Club	Aldenham and Shenley	Yes	1	12	-
2	Aldenham Prep School (Button Field)	Aldenham and Shenley	No	1	-	1
4	Aldenham Sports Centre	Aldenham and Shenley	No	4	6	-
					5	-
					10	-
					6	-
7	Bentley Heath Cricket Club	Potters Bar	Yes	1	8	-
12	Bushey Meads School	Bushey	No	1	-	1
13	Dame Alice Owen's School	Potters Bar	Yes	1	10	-
14	Edge Grove Preparatory School	Aldenham and Shenley	No	1	1	-
20	Haberdashers' Aske's Boys' School	Aldenham and Shenley	No	3	8	-
					8	-
					8	-
23	Hatch End and Elstree Cricket Club	Borehamwood and Elstree	Yes	1	7	-
25	Hertswood Academy (Lower Site)	Aldenham and Shenley	No	1	-	1
33	London Colney Cricket Club	Aldenham and Shenley	Yes	1	10	-
37	Metropolitan Police Sports Club Bushey	Bushey	Yes	3	14	-
					14	-
					14	-
39	Mount Grace School	Potters Bar	Yes-unused	1	-	1
41	Old Haberdashers Sports Club	Borehamwood and Elstree	Yes – restricted*	1	10	-
43	Potters Bar Cricket Club	Potters Bar	Yes	1	14	-
48	Queen' School (North)	Bushey	Yes	2	-	1
					5	-
50	Radlett Cricket Club	Aldenham and Shenley	Yes	2	10	1
					17	-
52	Shenley Cricket Centre	Aldenham and Shenley	Yes	2	16	-
					10	-

## **HERTSMERE BOROUGH COUNCIL PLAYING PITCH ASSESSMENT**

---

\* Old Haberdashers Sports Club enter community-based competitions and leagues but are however classified as an old boy's association. Therefore, wider access from the community is not permitted.

# HERTSMERE BOROUGH COUNCIL PLAYING PITCH ASSESSMENT

## Security of tenure

Most clubs in the Borough are considered to have secure tenure at their main home ground. Radlett CC and London Colney CC own their respective sites, whilst Hatch End and Elstree CC has a long-term lease agreement with Hertsmere Borough Council for the use of Hatch End and Elstree Cricket Club. The Club is currently in negotiation with Hertsmere Borough Council regarding the renewal of this lease.

The only club which does not have secure tenure in Hertsmere is Shenley Village CC, playing at Shenley Cricket Centre. The Club has a one year rolling rental arrangement with a private land owner and is mindful that it cannot acquire a longer agreement on the site. However, the cricket provision on the site is protected from development due to a covenant on the land.

In addition to the above, Shenley Village CC also rent London Colney Cricket Club as a secondary venue to accommodate all its teams. Although this demand is considered as unsecure tenure, the Club does not report this to be an issue.

## Pitch quality

As part of the PPS guidance, there are three levels to assessing the quality of cricket pitches: good, standard and poor. Maintaining high pitch quality is the most important aspect of cricket; if the wicket is poor, it can affect the quality of the game and can, in some instances, become dangerous.

The non-technical assessment of community available grass wicket squares carried out in August 2018 in Hertsmere, found three to be good quality, nine to be standard quality and two to be poor quality.

*Table 4.4: Quality ratings for community available grass wicket squares (site by site)*

Site ID	Site	Analysis area	No. of squares	Square quality
1	Aldenham Cricket Club	Aldenham and Shenley	1	Poor
7	Bentley Heath Cricket Club	Potters Bar	1	Standard
13	Dame Alice Owen's School	Bushey	1	Standard
23	Hatch End and Elstree Cricket Club	Borehamwood and Elstree	1	Poor
33	London Colney Cricket Club	Aldenham and Shenley	1	Standard
37	Metropolitan Police Sports Club Bushey	Bushey	3	Good
				Standard
				Standard
41	Old Haberdashers Sports Club	Borehamwood and Elstree	1	Standard
43	Potters Bar Cricket Club	Potters Bar	1	Standard
48	Queen's School (North)	Bushey	1	Standard
50	Radlett Cricket Club	Aldenham and Shenley	2	Good
				Standard
52	Shenley Cricket Centre	Aldenham and Shenley	2	Good
				Standard

## HERTSMERE BOROUGH COUNCIL PLAYING PITCH ASSESSMENT

The squares at Aldenham Cricket Club and Hatch End and Elstree Cricket Club are assessed as poor quality due to a variety of issues including poor grass coverage, poor grass length, an uneven square, evidence of dog fouling/glass/stones/litter and evidence of damage to the surface.

Although assessed as standard quality, London Colney CC reports its provision is usually prone to flooding, causing as many as six games called off in a single season. In addition, the Club notes that moles and rabbits are a constant issue at the site. However, it also reports that the square has improved in quality since last season due to an enhanced maintenance regime.

Regarding non turf wickets, the non-technical assessments indicate that the surface at Radlett Cricket Club is generally uneven, has elements of moss and shows signs of rips or surface lifting.

To obtain a full technical assessment of wicket and pitches, the ECB recommends a Performance Quality Standard (PQS) assessment. The PQS looks at a cricket square to ascertain whether the pitch meets the Performance Quality Standards, which are benchmarked by the Institute of Groundsmanship.

*Table 4.5: Performance Quality Standard Ratings*

Quality rating	Details
Premier (High)	Where the surface is intended for Premier League play, with those within the top quartile capable of holding minor county and 1st class one day matches. May include some of the better schools and university pitches
Club (Standard)	A Club pitch suitable for league, school and junior cricket
Basic	An acceptable level suitable for recreational cricket and where the surface is designed and maintained within tight financial limitations such as local authorities
Unsuitable	This is where the surface is deemed unfit or unsafe for play

Clubs can contact the ECB to arrange for a pitch advisor to complete three different reports (comprehensive/mini/verbal) that vary in cost. A fully comprehensive report includes soil testing and guidance on machinery and corrective procedures, a mini report includes guidance on machinery and corrective procedures and a verbal report is a spoken version of a mini report.

### **Ancillary facilities**

The audit of ancillary facilities determines that all sites currently accessed for affiliated cricket in Hertsmere are accompanied by some form of ancillary provision.

*Table 4.6: Changing room quality (grass wicket squares, site by site)*

Site ID	Site	Analysis area	No. of squares	Changing room quality
1	Aldenham Cricket Club	Aldenham and Shenley	1	Standard
7	Bentley Heath Cricket Club	Potters Bar	1	Standard
13	Dame Alice Owen's School	Potters Bar	1	Good
23	Hatch End and Elstree Cricket Club	Borehamwood and Elstree	1	Poor
33	London Colney Cricket Club	Aldenham and Shenley	1	Poor



## HERTSMERE BOROUGH COUNCIL PLAYING PITCH ASSESSMENT

Site ID	Site	Analysis area	No. of squares	Changing room quality
37	Metropolitan Police Sports Club Bushey	Bushey	3	Good
41	Old Haberdashers Sports Club	Borehamwood and Elstree	1	Poor
43	Potters Bar Cricket Club	Potters Bar	1	Poor
50	Radlett Cricket Club	Aldenham and Shenley	2	Good
52	Shenley Cricket Centre	Aldenham and Shenley	2	Good

London Colney Cricket Club, Old Haberdashers Sports Club, Potters Bar Cricket Club and Hatch End and Elstree Cricket Club are all deemed to have poor quality ancillary provision as their facilities are dated and in need of refurbishment. Both Hatch End and Elstree Cricket Club and London Colney Cricket Club have also suffered from vandalism in the last year, with their respective clubhouses being broken into.

Of the squares accompanied by standard quality changing facilities, no major issues were noted.

### ***Training facilities***

Access to cricket nets is important, particularly for pre-season/winter training. Only two community available sites in Hertsmere are not serviced by fixed bay practice nets, these being:

- ◀ Dame Alice Owen's School
- ◀ London Colney Cricket Club

It should be noted that there is a static practice net located at Hatch End and Elstree Cricket Club although there is only a concrete surface beneath it. Therefore, this is not ideal as a practice facility.

London Colney CC indicates demand for additional training facilities to be installed at its home ground.

No clubs report a demand for additional indoor training facilities during the off-season in Hertsmere. It is likely that current (and already planned) provision in the Area therefore satisfies existing demand.

Indoor cricket nets are provided and used by clubs at Bushey Meads School and Dame Alice Owens School sports halls. Further to this, Hertswood Academy will have cricket nets in its new sports hall when it is complete, and Beechwood Park School also has plans to install cricket nets.

For more information relating to indoor cricket, please see the Indoor Leisure Facilities Needs Assessment that is being produced in conjunction with this report.

## HERTSMERE BOROUGH COUNCIL PLAYING PITCH ASSESSMENT

### 4.3: Demand

There are 11 clubs competing in Hertsmere, generating 57 teams. As a breakdown, this equates to 28 senior men's and 29 junior boys' teams. The distribution of these teams across the clubs can be seen in the table below.

*Table 4.7: Summary of teams*

Club name	Analysis area	No. of competitive teams			
		Senior men's	Senior women's	Junior boys'	Junior girls'
Aldenham CC	Aldenham and Shenley	2	-	-	-
Bentley Heath CC	Potters Bar	2	-	-	-
Bushey CC	Bushey	1	-	-	-
Hatch End and Elstree CC	Borehamwood and Elstree	2	-	-	-
London Colney CC	Aldenham and Shenley	3	-	-	-
Old Haberdashers CC	Borehamwood and Elstree	2	-	-	-
Potters Bar CC	Potters Bar	4	-	4	-
Radlett CC	Aldenham and Shenley	5	-	16	-
Shenley Village CC	Aldenham and Shenley	4	-	9	-
Peshwa CC	Bushey	2	-	-	-
Roxbourne CC	Bushey	1	-	-	-
<b>Total</b>		<b>28</b>	<b>-</b>	<b>29</b>	<b>-</b>

In addition to the above teams, Middlesex CCC play second XI and occasional first XI T20 games at Radlett Cricket Club, it is also a training centre for Middlesex.

Most senior teams play in the Hertfordshire Cricket League and most junior teams play in the Hertfordshire Junior Cricket League, with junior teams also playing in friendly competitions.

A summary of teams by analysis area can be seen in the table below. The greatest number of teams play in the Aldenham and Shenley Analysis Area (68%). The analysis areas with the least amount of competitive cricket is the Bushey and Borehamwood and Elstree analysis areas with each representing 7% of total team demand.

*Table 4.8: Summary of teams by analysis area*

Analysis area	Number of teams				
	Senior men's	Senior women's	Junior boys'	Junior girls'	Total
Aldenham and Shenley	14	-	25	-	<b>39</b>
Borehamwood and Elstree	4	-	-	-	<b>4</b>
Bushey	4	-	-	-	<b>4</b>
Potters Bar	6	-	4	-	<b>10</b>
<b>Total</b>	<b>28</b>	<b>-</b>	<b>29</b>	<b>-</b>	<b>57</b>

Participation at cricket clubs in Hertsmere is strong with most clubs fielding multiple senior teams. In addition, Shenley Village CC export a total of two senior teams outside the Borough.

# HERTSMERE BOROUGH COUNCIL

## PLAYING PITCH ASSESSMENT

---

### ***Exported demand***

Displaced or exported demand refers to Hertsmere based teams that are currently accessing pitches outside of the local authority for their home fixtures, normally because their pitch requirements cannot be met, which is usually because of pitch supply, in some cases quality issues or stipulated league requirements for access to certain facilities.

Shenley Village CC exports its third and fourth teams to play at Napsbury Park in St Albans. Due to its proximity to the Club's home ground at Shenley Cricket Centre (3.2 miles), this is not perceived to be an issue.

### ***Imported demand***

Imported demand refers to any demand from neighbouring local authorities that accesses facilities within the Hertsmere study area due to a lack of available facilities in other local authorities where such team or club is based.

Bushey CC currently imports its fourth team into Hertsmere from neighbouring Three Rivers, with the Club utilising a square at Metropolitan Police Sports Club Bushey fourth team fixtures. Due to its proximity to its home ground (1.6 miles), this is not perceived to be an issue.

### ***Unmet demand***

Unmet demand is existing demand that is not able to access sufficient pitches. It is usually expressed, for example, when a team is already training but is unable to access a match pitch, or when a league has a waiting list. There is no recorded unmet demand for cricket in Hertsmere.

### ***Last Man Stands***

Last Man Stands (LMS) was founded in 2005. The social outdoor eight-a-side T20 cricket game is played midweek, lasts approximately two hours and is generally played on non-turf wickets. All eight wickets are required to bowl a team out so when the seventh wicket falls, the 'Last Man Stands' on his own. This shorter format of the game has encouraged more people to participate in the sport and is increasing in popularity.

There is no LMS league currently in Hertsmere, with the closest league in operation located in Milton Keynes and Aylesbury.

### ***Future demand***

Future demand can be defined in two ways, through participation increases and using population forecasts.

The ECB unveiled a new strategic five-year plan in 2016 (available at <http://www.cricketunleashed.com>). Its success will be measured by the number of people who play, follow or support the game and the plan sets out five important headline elements: More play; great teams; inspired fans; good governance and social responsibility; strong finance and operations.

## HERTSMERE BOROUGH COUNCIL PLAYING PITCH ASSESSMENT

In addition, the ECB has also recently announced new five-year media rights deals, from 2020-2024. This include a continuation of the ECB relationship with Sky Sports, now extending beyond broadcasting as a genuine partnership to secure significant investment and commitment to increase participation and drive engagement. The new deals also include a return to free to air television for live cricket, with the BBC to show coverage of some international and domestic matches.

Together, significant investment in participation and increased free to air media coverage could see future demand increase to levels in excess of those anticipated through the PPS and the impact should therefore be reviewed over coming years.

### *Population forecasts*

Team generation rates are used below as the basis for calculating the number of teams likely to be generated in the future (2036) based on population growth. When team generation rates are applied across Hertsmere there is considered enough demand to create four junior boys' teams.

*Table 4.9: Team generation rates based on population growth (2036)*

Age group	Current population within age group	Current no. of teams	Team Generation Rate <sup>21</sup>	Future population within age group <sup>22</sup>	Predicted future number of teams	Additional teams that may be generated from the increased population
Senior Men's (18-55)	24,074	26	1:934	23,672	25	0
Senior Women's (18-55)	26,075	0	0	25,240	0	0
Junior Boys (7-18)	8,226	29	1:280	9,231	31	2
Junior Girls (7-18)	7,722	0	0	9,005	0	0

It is anticipated that demand for two junior boys' teams will be in the Aldenham and Shenley Analysis Area with residual demand in the remaining analysis areas complimenting pre-existing teams.

### *Participation increases*

Please note that due to limited women's or girls' teams currently existing in Hertsmere, team generation rates automatically predict that none will be created in the future as it takes current participation as a baseline. However, consultation with the ECB suggests that the development of female cricket in the Hertsmere is likely as it is currently a national priority with a target to establish two girls' and one women's team in every local authority over the next five years.

Therefore, this has been added to the total future demand in the supply and demand analysis. Based on current demand an average of four match equivalent sessions per week has been identified for a junior team whereas an average of seven match equivalent sessions per week has been identified for women's team.

<sup>21</sup> Please note TGR figures are rounded up to the nearest whole number.

<sup>22</sup> There is potential that the ONS projections may be under estimating future demand when compared to housing growth figures and as such, this should be subject to periodic review.

## HERTSMERE BOROUGH COUNCIL PLAYING PITCH ASSESSMENT

---

It is important to acknowledge that whilst team generation rates project team growth as a factor of population and existing teams, there are plans and strategies to increase the number of teams at some formats beyond what current trends suggest, due to a desire to change such trends.

For example, female growth at women's and girls' age groups is relatively small, however there are planned increases in activity around female participation through both All Stars Cricket and a programme of softball cricket in 2018 which are likely to reflect in growth above levels shown through team generation rates.

### *All Stars Cricket*

In partnership with the ECB and Chance to Shine cricket clubs in Hertsmere can register to become an ECB All Stars Cricket Centre. Once registered, a club can deliver the programme which aims to introduce cricket to children aged from five to eight. Subsequently, this may lead to increased interest and demand for junior cricket at clubs.

The programme seeks to achieve the following aims:

- ✦ Increase cricket activity for five to eight year olds in the school and club environment
- ✦ Develop consistency of message in both settings to aid transition
- ✦ Improve generic movement skills for children, using cricket as the vehicle
- ✦ Make it easier for new volunteers to support and deliver in the club environment
- ✦ Use fun small sided games to enthuse new children and volunteers to follow and play the game

In Hertsmere, Radlett, Potters Bar and Shenley Village cricket clubs all ran All Stars Cricket centres in 2018 and are subsequently likely to experience significant interest and growth in junior participation.

### *Softball cricket*

Softball cricket is an ECB initiative aimed at women and girls to increase participation in cricket as a sport. The aim of softball cricket sections are enjoyment and participation; without pads, a hardball, a heavy bat and limited rules. Sessions follow a festival format with each session running for a maximum of two and half hours, shorter than traditional formats. Playing equipment is supplied by festival organisers, with all participants provided with a t-shirt for taking part.

Each match consists of two teams of six to eight people, with everyone having an opportunity to bat and bowl. Each team bats once, with a pair of batters facing two or three overs. Batters are dismissed in traditional ways, but bowling can be either overarm or underarm, depending on the bowler's preference. Each batting team starts with a score of 200 runs, with runs added to this total by running between the wickets or by hitting the ball to a boundary. Two runs are added to the total for each wide ball; whilst five runs are removed when a batter is out.

No cricket clubs have women and girls' sections which participate in softball cricket events in Hertsmere, with the closest events taking place at Tring Park and Hemel Hempstead Town cricket clubs (Dacorum).

# HERTSMERE BOROUGH COUNCIL

## PLAYING PITCH ASSESSMENT

---

### ***Peak time demand***

An analysis of match play identifies peak time demand for senior cricket as Saturday, with the majority of teams playing at this time (22 teams). The remaining senior teams play on Sundays (four teams).

For junior cricket, peak time demand is midweek, with all clubs' youth sections playing between Monday and Friday. The only exception to this is Shenley Village CC U12s, which play on Sundays. As a result, squares have greater capacity to carry junior demand as play can be spread across numerous days (providing the squares are not overplayed).

### **4.4: Capacity analysis**

Capacity analysis for cricket is measured on a seasonal rather than a weekly basis. This is due to playability (as only one match is generally played per pitch per day at weekends or weekday evening) and because wickets are rotated throughout the season to reduce wear and tear and to allow for repair.

The capacity of a square to accommodate matches is driven by the number and quality of wickets. This section of the report presents the current pitch stock available for cricket and illustrates the number of competitive matches per season per square. For good quality squares, capacity is considered to be five matches per wicket per season, whilst for a standard quality square, capacity is four matches per wicket per season. For poor quality squares, no capacity is considered to exist as such provision is not safe for play.

The number of matches played by each team has been derived from consultation with the clubs. Where consultation was not possible, the assumption has been made that all senior teams play between ten and 12 home matches per year and all junior teams play between four and eight matches per year depending on their age and level of competition.

The above is used to allocate capacity ratings as follows:

<b>Potential capacity</b>	Play is below the level the site could sustain
<b>At capacity</b>	Play matches the level the site can sustain
<b>Overused</b>	Play exceeds the level the site can sustain

Please note that non-turf wickets have been discounted from the table overleaf. No non-turf wicket squares are recorded as accommodating more than 60 matches per season, therefore, all non-turf wickets are considered to have spare capacity. This translates to actual spare capacity for junior cricket as peak time is midweek, whereby non-turf wickets are more commonly used and matches can be played on a variety of days.

## HERTSMERE BOROUGH COUNCIL PLAYING PITCH ASSESSMENT

Table 4.10: Capacity of cricket squares

Site ID	Site name	Analysis area	Community use?	No. of squares	Non-technical pitch quality	No. of grass wickets (per square)	Recommended ECB capacity (sessions per season)	Actual play (sessions per season)	Capacity rating (sessions per season)
1	Aldenham Cricket Club	Aldenham and Shenley	Yes	1	Poor	12	0	12	-12
4	Aldenham Sports Centre	Aldenham and Shenley	No	4	Standard	10	40	0	40
						6	24	0	24
						6	24	0	24
						5	20	0	20
7	Bentley Heath Cricket Club	Potters Bar	Yes	1	Standard	8	32	20	12
13	Dame Alice Owen's School	Potters Bar	Yes	1	Standard	10	40	20	20
14	Edge Grove Preparatory School	Aldenham and Shenley	No	1	Standard	1	4	0	4
20	Haberdashers' Aske's Boys' School	Aldenham and Shenley	No	3	Good	8	40	0	40
						8	40	0	40
						8	40	0	40
23	Hatch End and Elstree Cricket Club	Borehamwood and Elstree	Yes	1	Poor	7	0	17	-17
33	London Colney Cricket Club	Aldenham and Shenley	Yes	1	Standard	10	40	26	14
37	Metropolitan Police Sports Club Bushey	Bushey	Yes	3	Good	14	70	18	52
					Standard	14	56	19	37
					Standard	13	52	0	52
41	Old Haberdashers Sports Club	Borehamwood and Elstree	Yes – restricted	1	Standard	10	40	12	28
43	Potters Bar Cricket Club	Potters Bar	Yes	1	Standard	14	56	41	15
48	Queen's School (North)	Bushey	Yes	1	Standard	5	20	0	20



## HERTSMERE BOROUGH COUNCIL PLAYING PITCH ASSESSMENT

Site ID	Site name	Analysis area	Community use?	No. of squares	Non-technical pitch quality	No. of grass wickets (per square)	Recommended ECB capacity (sessions per season)	Actual play (sessions per season)	Capacity rating (sessions per season)
50	Radlett Cricket Club	Aldenham and Shenley	Yes	2	Good	17	85	74	21
					Standard	10	40	38	14
52	Shenley Cricket Centre	Aldenham and Shenley	Yes	2	Standard	16	64	50	14
						10	40	30	10

## HERTSMERE BOROUGH COUNCIL PLAYING PITCH ASSESSMENT

### ***Spare capacity***

The next step is to ascertain whether or not any identified 'potential capacity' can be deemed 'actual spare capacity' by which it is available at peak time. There may be situations where, although a site is highlighted as potentially able to accommodate some additional play, this should not be recorded as spare capacity against the site. For example, a site may be managed to regularly operate slightly below full capacity to ensure that it can cater for regular training sessions, or to protect the quality of the site.

Those sites which have squares that display potential capacity of less than 10 matches per season (Edge Grove Preparatory School) have been excluded from the capacity analysis on the basis that they do not exhibit enough spare capacity to accommodate another senior team, based on an average of 10 home matches per team each season.

Of the remaining squares, there are 20 which show potential spare capacity on senior grass cricket squares, totalling 537 match equivalent sessions per season. Of these, 228 match equivalent sessions across two sites (Aldenham Sports Centre and Habershams' Aske's Boys' School) are discounted as they are not available for community use. Both of these sites are unused for community use to ensure quality is protected for curricular and extracurricular use. Therefore, there is total potential spare capacity on senior squares equating to 309 match equivalent sessions per season across 13 squares.

*Table 4.11: Summary of actual spare capacity for senior cricket (Saturday)*

Site ID	Site name	Analysis area	Amount of spare capacity (match equivalent sessions)	Squares available in the peak period (Saturday)	Comments
7	Bentley Heath Cricket Club	Potters Bar	12	-	The square is currently used to capacity at peak time.
13	Dame Alice Owen's School	Potters Bar	20	-	The square is currently used to capacity at peak time.
33	London Colney Cricket Club	Aldenham and Shenley	14	-	The square is currently used to capacity at peak time.
37	Metropolitan Police Sports Club Bushey	Bushey	52	-	The square is currently used to capacity at peak time.
37	Metropolitan Police Sports Club Bushey	Bushey	37	0.5	The square is used by a single Saturday team, meaning there is capacity for another senior team at peak time.
37	Metropolitan Police Sports Club Bushey	Bushey	52	1	The square is unused so there is capacity to host two senior teams at peak time.
41	Old Habershams Sports Club	Borehamwood and Elstree	28	-	Private site, no wider community use accepted.

## HERTSMERE BOROUGH COUNCIL PLAYING PITCH ASSESSMENT

Site ID	Site name	Analysis area	Amount of spare capacity (match equivalent sessions)	Squares available in the peak period (Saturday)	Comments
43	Potters Bar Cricket Club	Potters Bar	15	-	The square is currently used to capacity at peak time.
48	Queen's School (North)	Bushey	20	-	The square is unused although spare capacity has been discounted due to an unsecure tenure.
50	Radlett Cricket Club	Aldenham and Shenley	21	-	The square is currently used to capacity at peak time.
50	Radlett Cricket Club	Aldenham and Shenley	14	1	The square is unused during senior peak time so there is capacity to host two senior teams.
52	Shenley Cricket Centre	Aldenham and Shenley	14	-	The square is currently used to capacity at peak time.
52	Shenley Cricket Centre	Aldenham and Shenley	10	-	The square is currently used to capacity at peak time.

Of the 13 squares which show potential spare capacity at peak time, three have actual capacity to accommodate additional teams at senior peak time. It should also be noted that the grass square located at Queen's School (North) will no longer be maintained for cricket. Therefore, this square will be unavailable from the 2019 cricket season onwards.

For junior cricket, all squares with actual spare capacity for senior cricket and with secure tenure are also considered to be able to accommodate an increase in junior demand. This is because junior matches can be spread across numerous days, Tuesdays and Wednesday currently the most common. It should be noted that the amount of spare capacity on a given square can only be utilised up to its available capacity by future junior or senior demand or a mixture of both.

### Overplay

There are two sites in Hertsmere considered to be overplayed by a total of 29 match equivalent sessions per season. Although it is possible to sustain certain, minimal levels of overplay providing that a regular, sufficient maintenance regime is in place, a resolution is recommended to ensure that there is no detrimental effect on quality over time.

Table 4.12: Summary of overplay

Site ID	Site name	Analysis area	Number of squares	Overplay (matches per season)
1	Aldenham Cricket Club	Aldenham and Shenley	1	-12
23	Hatch End and Elstree Cricket Club	Borehamwood and Elstree	1	-17
Total			2	-29

## HERTSMERE BOROUGH COUNCIL PLAYING PITCH ASSESSMENT

However, both Aldenham Cricket Club and Hatch End and Elstree Cricket Club are overplayed due to their poor quality. If quality was improved to standard at these sites, neither square would be overplayed.

### 4.5: Supply and demand analysis

Consideration must be given to the extent to which current provision can accommodate current and future demand for both senior and junior cricket. The tables below look at actual spare capacity on grass wicket squares considered against overplay and future demand highlighted during consultation. Match equivalent sessions for future demand are calculated using the average number of matches played per season (10 matches for senior men's teams, seven matches for senior women's teams and four matches for junior teams) accompanied with any anticipated growth from team generation rates.

*Table 4.13: Supply and demand analysis of cricket squares for senior cricket*

Analysis area	Actual spare capacity (sessions per season)	Demand (match sessions)			
		Overplay	Current total	Future demand	Total
Aldenham and Shenley	14	-12	2	7	-5
Borehamwood and Elstree	-	-17	17	-	17
Bushey	89	-	89	-	89
Potters Bar	-	-	-	-	-
<b>Total</b>	<b>103</b>	<b>-29</b>	<b>74</b>	<b>7<sup>23</sup></b>	<b>67</b>

As seen in the above table, there is sufficient provision of grass squares Hertsmer to accommodate demand across the area, despite an identified shortfall in the Borehamwood and Elstree Analysis Area. When accounting for future demand, there will be slight overplay in the Aldenham and Shenley Analysis Area at senior peak time. It should also be noted that all squares in the Potters Bar Analysis Area are played to capacity at senior peak time. This should be monitored to ensure that overplay does not begin to occur.

When considering spare capacity at junior peak time, there is adequate provision to meet current and future demand in all analysis areas, with the exception of Borehamwood and Elstree. This is broken down in the table overleaf.

*Table 4.14: Supply and demand analysis of cricket squares for junior cricket*

Analysis area	Actual spare capacity (sessions per season)	Demand (match sessions)			
		Overplay	Current total	Future demand	Total
Aldenham and Shenley	73	-12	61	8	53
Borehamwood and Elstree	-	-17	17	-	17
Bushey	171	-	171	-	171
Potters Bar	47	-	47	-	47
<b>Total</b>	<b>291</b>	<b>-29</b>	<b>262</b>	<b>16<sup>24</sup></b>	<b>246</b>

<sup>23</sup> Equates to NGB future demand of one women's team (seven match equivalent sessions).

<sup>24</sup> NGB future demand of two girl's teams (four match equivalent sessions each) has been added to the total identified future demand.

## HERTSMERE BOROUGH COUNCIL PLAYING PITCH ASSESSMENT

---

In summary, although there is sufficient supply of overall cricket provision to cater for current senior and junior demand, it is unlikely that overplay at the two sites (Aldenhams CC and Hatch End and Elstree CC) is transferable to where actual spare capacity exists and therefore remains a priority to address.

### Cricket summary

- ◆ **Across Hertsmere there is sufficient supply of cricket provision to cater for current senior and junior demand. However, it is unlikely that overplay at the two sites is transferable to where actual spare capacity exists and therefore remains a priority to address. Further to this, when accounting for future demand, a shortfall of provision at senior peak time in the Aldenhams and Shenley Analysis Area is identified.**
- ◆ There are 23 grass wicket squares in Hertsmere located across 14 sites. Of these 14 squares are available, at some level, for community use across 10 locations. All provision which is not available for community use is located at educational sites or private sport clubs.
- ◆ In Hertsmere, there is one NTP that accompanies a grass wicket square in addition to five standalone NTPs.
- ◆ The majority of clubs in the Borough are considered to have secure tenure at their primary venue.
- ◆ The non-technical assessment of community available grass wicket squares in Hertsmere found three to be good quality, nine to be standard quality and two to be poor quality.
- ◆ The poor quality squares are located at Aldenhams Cricket Club and Hatch End and Elstree Cricket Club.
- ◆ The audit of ancillary facilities determines that all sites currently accessed for affiliated cricket in Hertsmere are accompanied by some form of ancillary provision. Non-technical assessments revealed four to be good quality, two to be standard quality and four of poor quality.
- ◆ Only two community available sites in Hertsmere are not serviced by practice facilities; London Colney Cricket Club and Dame Alice Owens School. London Colney CC indicate aspirations for training facilities through consultation.
- ◆ There are 11 clubs competing in Hertsmere, generating 57 teams. As a breakdown, this equates to 28 senior men's and 29 junior boys' teams.
- ◆ Shenley Village CC export two senior men's teams to the neighbouring authority of St Albans.
- ◆ Bushey CC currently imports its fourth team into Hertsmere from neighbouring Three Rivers, with the Club utilising a square at Metropolitan Police Sports Club Bushey fourth team fixtures.
- ◆ In total in Hertsmere there is predicted future growth of one senior women's team and two junior teams.
- ◆ There is spare capacity at peak time (Saturday) which is all located in the Bushey analysis area. However, there are two sites considered to be overplayed by a total of 29 match equivalent sessions per season in different analysis areas.

# HERTSMERE BOROUGH COUNCIL PLAYING PITCH ASSESSMENT

## PART 5: RUGBY UNION

### 5.1: Introduction

The Rugby Football Union (RFU) is the national governing body for rugby union. It is split into six areas across the Country with a workforce team that covers development, coaching, governance and competitions, Hertsmere falls in to Area 2. A full-time development officer is responsible for Hertsmere (as part of the wider region) and works closely with all clubs to maximise their potential. This work involves developing club structures, working towards the RFU accreditation (Clubmark) and the development of school-club structures.

The rugby union playing season operates from September to May.

#### **Consultation**

There are two clubs playing within Hertsmere. To avoid consultation fatigue, it was agreed not to consult with clubs again following the consultation carried out as part of the 2017 Hertsmere PPS. The Rugby Development Officer (RDO) covering the three authorities was consulted with to provide an overview of rugby activity across the Area.

### 5.2: Supply

Within Hertsmere there are a total of 20 pitches provided across seven sites; as a breakdown, this consists of eight senior pitches, ten junior pitches and two mini pitches. Of these, nine pitches are available for community use across four sites. All unavailable pitches are located at education sites and are unavailable as to protect pitch quality for students.

*Table 5.1: Supply of rugby union pitches available for community use*

Analysis area	No. of senior pitches	No. of junior pitches	No. of mini pitches
Aldenham and Shenley	2	-	2
Borehamwood and Elstree	2	-	-
Bushey	1	-	-
Potters Bar	1	1	-
<b>Hertsmere</b>	<b>6</b>	<b>1</b>	<b>2</b>

Traditionally, mini and junior rugby takes place on over marked senior pitches and this is the case across Hertsmere, with junior teams from Tabard RFC accommodated on the senior pitches.

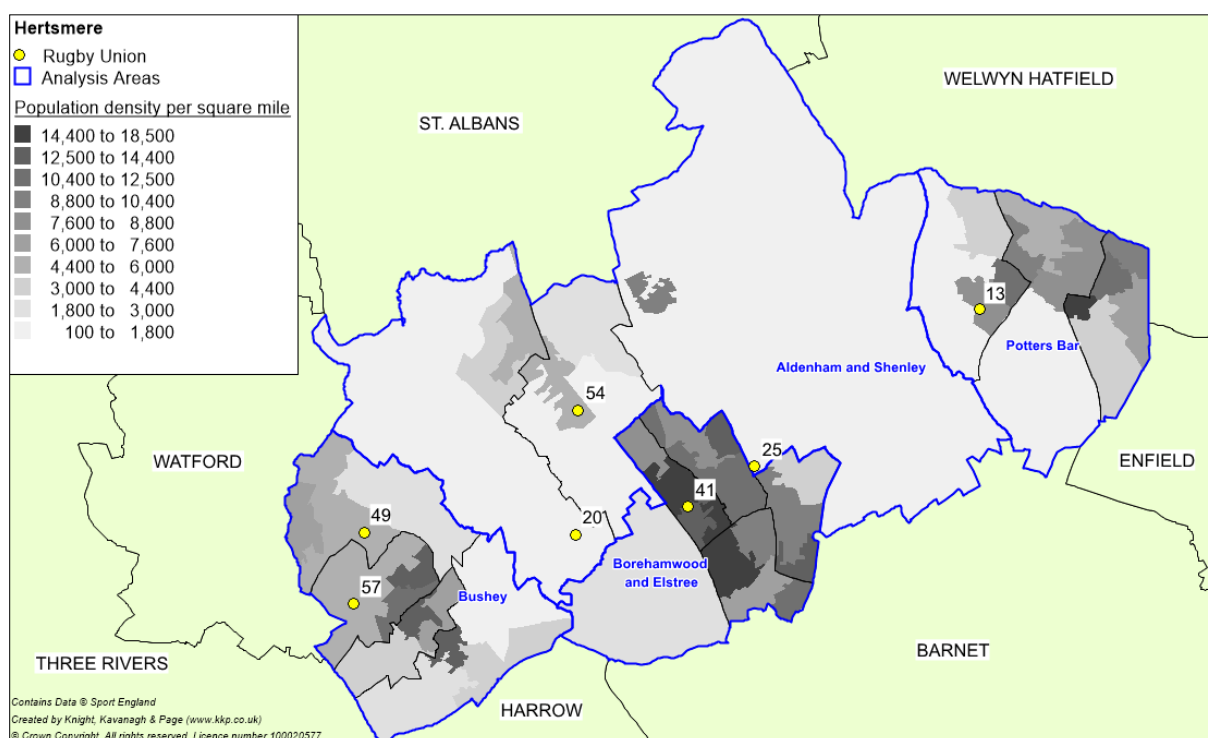
The audit only identifies dedicated, line marked pitches. For rugby union pitch dimension sizes please see the table below.

# HERTSMERE BOROUGH COUNCIL PLAYING PITCH ASSESSMENT

Table 5.2: Pitch dimensions

Age	Pitch type	Maximum pitch dimensions (metres) <sup>25</sup>
U7	Mini	20 x 12
U8	Mini	45 x 22
U9	Mini	60 x 30
U10	Mini	60 x 35
U11	Mini	60 x 43
U12	Mini	60 x 43
U13	Junior	90 x 60 (60 x 43 for girls)
U14 +	Senior	100 x 70 <sup>26</sup>

Figure 5.1: Map of rugby union pitches within Hertsmere



## Future supply

Hertswood Academy's playing field most recently accommodated one adult football pitch and one junior rugby union pitch. Both pitches were poor quality and unavailable for community use. However, in line with the school rebuild, these pitches have been levelled and drainage has been installed. Whilst not currently available for community use, they will be available for hire from September 2019 as part of a completed Community Use Agreement (CUA). It is also proposed that dedicated changing facilities for the pitches will also be provided in time for hire September 2019.

<sup>25</sup> Recommended run off area for all pitch types requires five-metres each way and a minimum in-goal length of six metres.

<sup>26</sup> Minimum dimensions of 94 x 68 metres are accepted.



# HERTSMERE BOROUGH COUNCIL

## PLAYING PITCH ASSESSMENT

### ***Planning proposals***

A planning application to develop The Old Haberdasher's Sports Ground for residential units was withdrawn in 2017. The proposal outlined that sport pitches and ancillary provision would be re-provided at New Farm, Radlett on a like for like basis and therefore two senior rugby union pitches would have been created (in addition to cricket and football provision). The site is located 200m away from Tabard RFC and there were previous concerns about the impact of relocating Old Haberdashers RFC to such close proximity of another community club. Following the application withdrawal, there has been no further developments.

### ***Security of tenure***

Tabard RFC has a long term lease agreement with Aldenham Parish Council on its home site and therefore has secure tenure. Likewise, Old Haberdashers RFC forms part of the Old Haberdashers Sports Association. The Association has freehold of its site at Croxley Road and the Club is therefore considered to have secure tenure.

### ***Pitch quality***

The methodology for assessing rugby pitch quality looks at two key elements; the maintenance programme and the level of drainage on each pitch. An overall quality based on both drainage and maintenance can then be generated. The agreed rating for each pitch type also represents actions required to improve pitch quality. A breakdown of actions required based on the ratings can be seen below:

*Table 5.3: Definition of maintenance categories*

Category	Definition
M0	Action is significant improvements to maintenance programme
M1	Action is minor improvements to maintenance programme
M2	Action is no improvements to maintenance programme

*Table 5.4: Definition of drainage categories*

Category	Definition
D0	Action is pipe drainage system is needed on pitch
D1	Action is pipe drainage is needed on pitch
D2	Action is slit drainage is needed on pitch
D3	No action is needed on pitch drainage

*Table 5.5: Quality ratings based on maintenance and drainage scores*

		Maintenance		
		Poor (M0)	Adequate (M1)	Good (M2)
Drainage	Natural Inadequate (D0)	Poor	Poor	Standard
	Natural Adequate (D1)	Poor	Standard	Good
	Pipe Drained (D2)	Standard	Standard	Good
	Pipe and Slit Drained (D3)	Standard	Good	Good

The figures are based upon a pipe drained system at 5m centres that has been installed in the last eight years and a slit drained system at 1m centres that has been installed in the last five years.

## HERTSMERE BOROUGH COUNCIL PLAYING PITCH ASSESSMENT

---

Of the nine pitches available for community use in Hertsmere, six are standard quality (including two mini pitches) and three are poor quality. Poor quality pitches are located at education sites and are maintained to a basic standard.

Of the 11 pitches which are unavailable for community use, eight are good quality. These are located at Haberdashers Aske's Boys School and are rigorously maintained throughout the academic year. Conversely, pitches located at Hertswood Academy (Lower site), Queens School (South) and Bushey Arena are all poor quality with the pitch at each site either basically maintained or suffering from drainage issues.

*Table 5.6: Quality of rugby union pitches by analysis area (community use only)*

Analysis area	Pitch quality		
	Good	Standard	Poor
Aldenham and Shenley	-	4	-
Borehamwood and Elstree	-	2	-
Bushey	-	-	1
Potters Bar	-	-	2
<b>Hertsmere</b>	-	<b>6</b>	<b>3</b>

Standard quality pitches are located at the home sites of Tabard RFC and Old Haberdashers RFC. Pitches are maintained on a regular basis by dedicated groundsmen whom undertake a more sophisticated maintenance programme compared to that of pitches at education sites.

## HERTSMERE BOROUGH COUNCIL PLAYING PITCH ASSESSMENT

Table 5.7: Site quality ratings (available pitches)

Site ID	Site name	Analysis area	Community use?	Number of pitches	Pitch type	Floodlit?	Non-technical assessment score	Quality rating	Comments
13	Dame Alice Owen's School	Potters Bar	Yes – unused	1	Senior	No	M0/D1	Poor	Pitches maintained to a basic standard. Drainage is natural and adequate.
				1	Junior	No	M0/D1	Poor	
41	Old Haberdashers Sport Club	Borehamwood and Elstree	Yes – restricted	2	Senior	No	M1/D1	Standard	Pitches maintained to a reasonable level and have adequate natural drainage.
49	Queens School (South)	Bushey	Yes – unused	1	Senior	No	M0/D1	Poor	Pitches maintained to a basic standard. Drainage is natural and adequate.
54	Tabard RFC	Aldenham and Shenley	Yes	2	Senior	Yes	M1/D1	Standard	Pitches maintained to a reasonable level and have adequate natural drainage.
				2	Mini	No		Standard	

Table 5.8: Site quality ratings (unavailable pitches)

Site ID	Site name	Analysis area	Community use?	Number of pitches	Pitch type	Floodlit?	Non-technical assessment score	Quality rating	Comments
20	Haberdashers Aske's Boys School	Aldenham and Shenley	No	1	Senior	No	M2/D2	Good	Pitches rigorously maintained and have had recent drainage works.
				7	Junior				
25	Hertswood Academy (Lower Site)	Aldenham and Shenley	No	1	Junior	No	M0/D1	Poor	Pitches basically maintained.
49	Queens School (South)	Bushey	No	1	Junior	No	M0/D1	Poor	Pitches basically maintained.
57	The Bushey Arena	Bushey	No	1	Senior	No	M0/D0	Poor	Pitches basically maintained. Poor drainage.

# HERTSMERE BOROUGH COUNCIL PLAYING PITCH ASSESSMENT

## ***Ancillary facilities***

The term ancillary facilities also include, for example, clubhouse buildings, changing facilities and car parking but excludes pitches.

Ancillary facilities at Tabard RFC are of an overall standard quality, with no qualitative issues identified. It is noted that showers are communal and that changing areas cannot be separated, and this is considered a barrier to the development of both women's and girls' rugby which require both separate shower and changing provision.

Conversely, provision at Old Haberdashers is poor quality. The 2017 PPS identified that provision at the site either needs to be replaced or substantially renovated to ensure it remains fit for purpose and allows for continued use for Old Haberdashers Old Boys RFC.

Ancillary facilities at Dame Alice Owens School and Queens School (South) are both generally considered to be satisfactory for curricular use and facilities, in theory, could be utilised as overspill facilities for competitive matches and weekend mini and junior training in required.

## **5.3: Demand**

Demand for rugby pitches in Hertsmere tends to fall within the categories of organised competitive play and organised training.

### ***Competitive play***

There are two community rugby union clubs based in Hertsmere; Tabard RFC and Old Haberdashers RFC.

The clubs vary in size with Tabard RFC generating demand for a total of 15 teams compared to two teams generated by Old Haberdashers RFC.

Tabard RFC currently operates a total of three senior teams (including one senior ladies' team) four junior teams, and seven mini teams. Old Haberdashers RFC operates two senior men's teams and does not (and historically hasn't) offered mini and junior rugby.

Competitive play for mini and junior teams mainly consists of friendly matches against other local clubs; with training weekends often built in to the season, allowing players to develop core skills and tactical awareness. Junior teams will also compete in County level cup competitions as an introduction to competition rugby. Colts teams, U17 (Junior) and U19 (Senior) often compete in organised league structures; providing frequent competitive fixtures; with the leagues acting as a bridge to senior rugby.

*Table 5.9: Summary of club demand*

Club	Local authority	No. of rugby union teams			
		Senior (19+)	Colts (17-19)	Junior (13-16)	Mini (6-12)
Tabard RFC	Aldenham and Shenley	3	0	4	7
Old Haberdashers RFC	Borehamwood and Elstree	2	-	-	-
Total		5	0	4	7

## HERTSMERE BOROUGH COUNCIL PLAYING PITCH ASSESSMENT

Table 5.10: Summary of overall demand

Team play	No. of rugby union teams		
	Senior	Junior	Mini
Club leagues	4	4	-
Club friendlies/infrequent	1	-	7
University leagues	-	-	-
<b>Total</b>	<b>5</b>	<b>4</b>	<b>7</b>

It should be noted that Tabard RFC also run a School of Hard Knocks (SoHK) programme for pupils at Hertswood Academy. The initiative took 25 year nine students to form a rugby team who participate in a hourly session over 12 weeks during the academic year, running for a total of three academic years at the School.

The RFU have also committed to a six-year 'All Schools' programme of rugby. After the SoHK is completed, Tabard RFC will deliver a boys' and girls' curriculum alongside the RFU and Hertswood Academy as well as an after-school programme at Tabard RFC.

### **Training demand**

Throughout the Country, many rugby teams train at their home ground on match pitches. As a result, usage is concentrated which reduces the capacity for match play on these pitches and means they are more likely to be overplayed. A key factor in determining the extent of training on match pitches is the presence of floodlighting.

Tabard RFC has a floodlit training pitch which it accesses midweek to accommodate training for a mixture of senior and junior teams. The senior teams collectively train both Tuesday and Thursday for 1.5 hours on each day. Likewise, , ladies and older junior teams also train on Wednesday for a collective 3 hours. Cumulatively, midweek training demand equates to four match equivalent sessions per week.

An alternative to training on floodlit grass pitches is via a World Rugby compliant 3G pitch. There are currently no World Rugby compliant pitches within Hertsmere with the closest located in neighbouring authority, Three Rivers. The pitch is located 13 miles away from Tabard RFC and is generally considered inaccessible to the Club, given peak time slots are booked up from clubs based in Three Rivers.

For an AGP to be suitable for contact rugby, it must have a 3G surface and must be approved by World Rugby (WR). A WR compliant pitch also enables the transfer of match demand from grass pitches onto 3G pitches, which alleviates overplay of grass pitches and as a result protects quality. The RFU investment strategy into AGPs considers sites where grass rugby pitches are over capacity and where an AGP would support the growth of the game at the host site and for the local rugby partnership, including local clubs and education sites.

As mentioned in Part 3, the RFU investment strategy into 3G pitches considers sites where grass rugby pitches are over capacity and where a pitch would support the growth of the game at the host site and for the local rugby partnership, including local clubs and education sites.

### ***Infrequent play***

The RFU has plans to encourage participants which have previously played rugby union to re-engage through participation as part of a more casual sporting offer. The league will provide opportunities for teams and players which are unable to play weekly or frequently for various reasons and will operate on an occasional basis. The league will also act as an entry point for newly created clubs and provide competitive opportunities. Matches will take place outside of peak time for senior rugby (Saturday PM), with Friday evenings or midweek being the most likely times for matches to take place.

### ***Touch rugby***

To actively encourage participation in rugby union clubs may provide alternative offers to traditional club competition. Touch rugby is one possible format which clubs can use; touch rugby is non-contact rugby sessions, during which participants compete in teams to score tries, following similar laws to traditional rugby union formats. Clubs, schools or community organisation can establish their own touch rugby sessions or can become hosts of O2 touch rugby sessions.

O2 touch rugby are 90 minutes long and combine music, fitness and rugby skills. Sessions are mixed in terms of gender, ability and age and is based on touch rugby being a social activity. There are no O2 touch rugby sessions currently in Hertsmere, with the closest located at Hemel Hempstead (Camelot) RUFC (Dacorum) on Mondays at 7pm.

### ***Walking rugby***

Walking rugby is a slower game of touch rugby that is accessible for disability groups and older participants, generally aged 55 years and above. The game is less physical than traditional rugby, but the general aim remains the same, with passing and scoring laws applying; and tackling involves a two-handed touch to the waist or below. Sessions for over 55's are an opportunity for participants to become physically active and for others to re-engage with rugby at a less strenuous pace. At present there are no formal walking rugby sessions taking place in Hertsmere.

### ***Use of artificial pitches***

Nationally, clubs identify the use of 3G pitches for training as a method of protecting the match pitches and providing a high quality surface for full contact practice. Competitive play continues to take place on grass pitches for the most part, with ad hoc use of 3G pitches for fixtures in the case of unsuitable pitches due to waterlogging or frost. Further detail on use of 3G pitches can be found in Part 3: Third Generation Artificial Pitches.

In December 2015, the RFU announced plans to increase the supply of available World Rugby (WR) certified pitches across the country as part of its Investment Strategy. This is to be made up of 60 pitches on rugby club sites, with a further 40 pitches on other community based sites with usage agreements securing capacity for use by local rugby clubs and groups. The RFU believes increased investment into 3G pitches will allow it to sustain and grow participation in the game given increasing pressure on grass pitches, changing player expectations, competition from other sports investing in artificial pitches and changing weather conditions.

# HERTSMERE BOROUGH COUNCIL

## PLAYING PITCH ASSESSMENT

### ***Exported/imported demand***

Exported demand refers to existing demand which is transferred outside of the study area; whilst imported demand refers to any demand from neighbouring local authorities that accesses facilities within the Hertsmere study area due to a lack of available facilities in other local authorities where such team or club is based.

There is no identified exported or imported demand in Hertsmere, with all rugby union activity revolving around independent club sites.

### ***Unmet/latent demand***

Unmet demand is existing demand at clubs which is not able to access sufficient supply of pitches for match play or training. It is usually expressed, for example, where a team is already training but is unable to access a match pitch or where a league or club operates a waiting list.

Latent demand is demand that evidence suggests may be generated from the current population should they have access to more or better provision. Neither of the rugby union clubs in Hertsmere note any unmet or latent demand.

### ***Future demand***

#### *Population increases*

Team generation rates are used below as the basis for calculating the number of teams likely to be generated in the future based on population growth (2036).

*Table 5.10: Team generation rates (2036)*

Age group	Current population within age group	Current no. of teams	Team Generation Rate	Future population within age group <sup>27</sup>	Predicted future number of teams (2036)	Additional teams that may be generated from the increased population
Senior Men's (19-45)	16,216	5	1:3284	16,071	4	0
Senior Women's (19-45)	17,706	1	1:17801	16,997	1	0
Junior Boys (13-18)	3,936	4	1:979	4,747	4	0
Junior Girls (13-18)	3,612	0	0	4,646	0	0
Mini rugby mixed (7-12)	8,400	7	1:1164	8,847	7	0

As can be seen in the table above, TGRs do not anticipate that there will be a growth in demand for rugby union based on population growth.

It is important to note that TGRs are based exclusively on population figures and do not account for specific targeted development work within certain areas or focused towards certain groups, such as CRC coaching activity within schools linking to local clubs or NGB aims as part of the Whole Sport Plan.

<sup>27</sup> There is potential that the ONS projections may be under estimating future demand when compared to housing growth figures and as such, this should be subject to periodic review.



## HERTSMERE BOROUGH COUNCIL PLAYING PITCH ASSESSMENT

---

The RFU is focused on actively exploring opportunities to assist with the transition between late junior years and senior rugby with a specific focus on growing the senior game with the addition of adult teams (both men's and women's). This area has a strategic focus from the RFU and is being facilitated by encouraging casual play and midweek senior matches, along with O2 touch and cross pitch 7s.

The RFU recognises the traditional reduction in participation numbers at this time and it is hoped that by addressing the decrease and offering alternative match times then clubs may be able to retain a larger number of players.

This is not the sole focus of the RFU, which is developing junior participation within Hertsmere, based on a model of coaching sessions delivered in schools and local communities. Intentions are to form junior teams from these training groups which are linked to local schools and will use pitches at school sites, in some cases also linking to existing clubs to provide a performance pathway.

Although the previous Hertsmere PPS, did not identify any specific club aspirations for growth, it is likely that Tabard RFC will be looking at providing U15 and U18 girls teams in the future given that the Club already runs a senior ladies team.

### ***Education***

Rugby union is traditionally a popular sport within independent schools; however, the RFU is also active in developing rugby union in local state schools through the All Schools programme launched in September 2012. This aims to increase the number of secondary state schools playing rugby union, with such schools linking to a local team of RFU rugby development officers (RDOs) which deliver coaching sessions and offer support to establish rugby union as part of the curricular and extracurricular programme. There is no targeted All Schools activity within Hertsmere, although it is noted that there is known rugby union activity in the following secondary schools:

- ◆ Dame Alice Owen's School (Potters Bar )
- ◆ Hertswood Academy (Aldenham and Shenley)
- ◆ Queens School South (Bushey)
- ◆ Bushey Arena (Bushey)
- ◆ Haberdashers Aske's Boys School

It should be noted that Old Haberdashers Aske Boy's School is considered to have a strong rugby union programme, the School has strong links with Saracens Rugby and operates multiple teams at each school year.

### ***The peak period***

In order to fully establish actual spare capacity, the peak period needs to be established for all types of rugby. For senior teams, it is considered to be Saturday PM as all senior men's teams play at this time, with senior women's teams generally playing on Sundays.

Peak time for mini and junior rugby is Sunday AM.

### **5.6: Capacity analysis**

The capacity for pitches to regularly accommodate competitive play, training and other activity over a season is most often determined by quality. As a minimum, the quality and therefore the capacity of a pitch affects the playing experience and people's enjoyment of

# HERTSMERE BOROUGH COUNCIL

## PLAYING PITCH ASSESSMENT

playing rugby. In extreme circumstances, it can result in the inability of a pitch to cater for all or certain types of play during peak and off-peak times.

To enable an accurate supply and demand assessment of rugby pitches, the following assumptions are applied to site by site analysis:

- ✦ All sites that are used for competitive rugby matches (regardless of whether this is secured community use) are included on the supply side.
- ✦ Use of school pitches by schools increases demand by one match equivalent session, unless school activity levels are known.
- ✦ All competitive play is on senior sized pitches (except for where mini pitches are provided).
- ✦ From U13 upwards, teams play 15 v15 and use a full pitch.
- ✦ Mini teams (U6-U12) play on half of a senior pitch i.e. two teams per senior pitch or a dedicated mini pitch.
- ✦ For senior and youth teams the current level of play per week is set at 0.5 for each match played based on all teams operating on a traditional home and away basis (assumes half of matches will be played away).
- ✦ For mini teams playing on a senior pitch, play per week is set at 0.25 for each match played based on all teams operating on a traditional home and away basis and playing across half of one senior pitch.
- ✦ Senior men's rugby generally takes place on Saturday afternoons.
- ✦ Senior women's rugby generally takes place on Sunday afternoons.
- ✦ Junior rugby generally takes place on Sunday mornings.
- ✦ Mini rugby generally takes place on Sunday mornings.
- ✦ Training that takes place on club pitches is reflected by the addition of match equivalent sessions to current usage levels.

As a guide, the RFU has set a standard number of matches that each pitch should be able to accommodate, set out below.

*Table 5.11: Pitch capacity (matches per week) based on quality assessments*

		Maintenance		
		Poor (M0)	Adequate (M1)	Good (M2)
<b>Drainage</b>	Natural Inadequate (D0)	0.5	1.5	2
	Natural Adequate or Pipe Drained (D1)	1.5	2	3
	Pipe Drained (D2)	1.75	2.5	3.25
	Pipe and Slit Drained (D3)	2	3	3.5

Capacity is based upon a basic assessment of the drainage system and maintenance programme ascertained through a combination of the quality assessment and consultation. This guide, however, is only a very general measure of potential pitch capacity. It does not account for specific circumstances at time of use and it assumes average rainfall and an appropriate end of season rest and renovation programme.

### Education sites

One match equivalent session of demand has been added to the capacity analysis at education sites to account for curricular demand for rugby union. This will ensure a more accurate reflection of pitch usage is captured.

## HERTSMERE BOROUGH COUNCIL PLAYING PITCH ASSESSMENT

Table 5.12: Capacity table for rugby pitches in Hertsmere

Site ID	Site name	Analysis area	Community use?	Security of tenure	Number of pitches	Pitch type	Non-tech score	Quality rating	Floodlit?	Match equivalent sessions (per week)	Pitch Capacity (sessions per week)	Capacity rating	Comments
13	Dame Alice Owen's School	Potters Bar	Yes – unused	<b>Unsecure</b>	1	Senior	M0/D1	Poor	No	1	1.5	0.5	Site has minimal spare capacity.
13	Dame Alice Owen's School	Potters Bar	Yes- unused	<b>Unsecure</b>	1	Junior	M0/D1	Poor	No	1	1.5	0.5	Site has minimal spare capacity.
41	Old Haberdashers Sport Club	Borehamwood and Elstree	Yes – restricted	Secure	2	Senior	M1/D1	Standard	No	1	4	3	Site has spare capacity to accommodate further demand.
49	Queens School (South)	Bushey	Yes - unused	<b>Unsecure</b>	1	Senior	M0/D1	Poor	No	1	1.5	0.5	Site has minimal spare capacity.
54	Tabard RFC	Aldenham and Shenley	Yes	Secure	1	Senior	M1/D1	Standard	No	1.5	2	0.5	Site has minimal spare capacity.
54	Tabard RFC	Aldenham and Shenley	Yes	Secure	1	Senior	M1/D1	Standard	Yes	5.5	2	3.5	Pitch is significantly overplayed due to being the only floodlit pitch. Pitch accommodates three match equivalent sessions of midweek training demand in addition to junior match play on weekends.
54	Tabard RFC	Aldenham and Shenley	Yes	Secure	2	Mini	M1/D1	Standard	No	3.5	4	0.5	Mini pitches are well used and have minimal spare capacity.

\* Old Haberdashers Sports Club enter community-based competitions and leagues but are however classified as an old boy's association. Therefore, wider access from the community is not permitted.

# HERTSMERE BOROUGH COUNCIL

## PLAYING PITCH ASSESSMENT

---

### ***The peak period***

In order to fully establish actual spare capacity, the peak period needs to be established. Peak time for senior rugby union matches is Saturday afternoons and is considered such within Hertsmere, although junior and mini teams play on senior pitches on Sunday mornings. Peak time for mini and junior pitches is Sunday mornings.

### ***Actual spare capacity***

The next step is to ascertain whether any identified 'potential capacity' can be deemed 'actual capacity'. There may be situations where, although a site is highlighted as potentially able to accommodate some additional play, this should not be recorded as spare capacity against the site. For example, a site may be managed to regularly operate slightly below full capacity to ensure that it can cater for a number of regular friendly matches and activities that take place but are difficult to quantify on a weekly basis.

Pitches located at education and unsecure sites which are available for community use but are currently unused are not considered to have actual spare capacity as security of use cannot be formally evidenced as guaranteed. Given this, spare capacity at Dame Alice Owen's School and Queens School (South) is discounted.

Actual spare capacity for rugby union does, however, exist at Old Haberdashers Sport Ground where pitches are utilised for just one match per week.

### ***Overplay***

There is one pitch overplayed in Hertsmere, located at Tabard RFC. The pitch overplayed is also the only floodlit rugby union pitch in Hertsmere and therefore is also used midweek to accommodate training demand for several teams (from Tabard RFC) in addition to use for competitive match play on weekends. The pitch is overplayed by 3.5 match equivalent sessions per week.

## **5.4: Supply and demand analysis**

There is currently an overall shortfall of senior rugby union pitches in Hertsmere which is attributed to overplay at Tabard RFC; located in the Aldenham and Shenley Analysis Area.

Spare capacity located at Old Haberdashers Sport Ground (located in Borehamwood and Elstree Analysis Area) cannot be accessed to reduce overplay as it does not provide floodlighting.

There is no forecasted growth through TGRs and notwithstanding any targeted growth areas, it is anticipated that demand for rugby union will remain static through the Local Plan period in Hertsmere.

## **5.5: Conclusions**

In summary, the current supply of rugby union provision is insufficient to accommodate current demand. As previously detailed, overplay is significant at Tabard RFC as a result of concentrated midweek demand on the existing floodlit pitch.

## HERTSMERE BOROUGH COUNCIL PLAYING PITCH ASSESSMENT

---

Spare capacity at Old Haberdashers Sports Ground exists due to limited match play and no demand for midweek training. Spare capacity at Old Haberdashers Sports Ground cannot be accessed by Tabard RFC to alleviate shortfalls as a result of the site not floodlit and therefore being unsuitable for any level of midweek training demand.

Scenarios to reduce and alleviate overplay will be identified in the forthcoming Playing Pitch Strategy & Action Plan.

### Rugby union summary

- ◆ **Having considered supply and demand, an overall shortfall is evident to service senior demand in Hertsmere.**
- ◆ There is a total of 20 pitches provided across seven sites; as a breakdown, this consists of eight senior pitches, ten junior pitches and two mini pitches.
- ◆ Nine pitches are available for community use across four sites. All unavailable pitches are located at education sites.
- ◆ Of the nine pitches which offer community use, six are standard quality. Poor quality pitches are located at Dame Alice Owen's School and Queens School (South).
- ◆ There are two clubs operating within Hertsmere; Tabard RFC and Old Haberdashers RFC.
- ◆ Both clubs have secure tenure at their respective home sites.
- ◆ Ancillary provision at Old Haberdashers Sports Ground is poor quality and in need of modernisation. Upgrades are needed at Tabard RFC to better accommodate its women's and girl rugby activity.
- ◆ There is a total shortfall of 3.5 match equivalent sessions per week at Tabard RFC attributed to concentrated demand on its floodlit training pitch.

# HERTSMERE BOROUGH COUNCIL

## PLAYING PITCH STRATEGY

### PART 6: HOCKEY

#### 6.1: Introduction

Hockey in England is governed by England Hockey (EH) and is administered locally by the Hertfordshire Hockey Association.

Competitive league hockey matches and training can only be played on sand filled, sand dressed or water based artificial grass pitches (AGPs). Although competitive, adult and junior club training cannot take place on third generation turf pitches (3G), 40mm pitches may be suitable for introductory level hockey, such as school curriculum low level hockey. EH's Artificial Grass Playing Surface Policy details suitability of surface type for varying levels of hockey, as shown below.

*Table 6.1: England Hockey guidelines on artificial surface types suitable for hockey*

Category	Surface	Playing Level	Playing Level
England Hockey Category 1	Water surface approved within the FIH Global/National Parameters	<b>Essential</b> International Hockey - Training and matches	<b>Desirable</b> Domestic National Premier competition Higher levels of EH Player Pathway Performance Centres and upwards England
England Hockey Category 2	Sand dressed surfaces within the FIH National Parameter	<b>Essential</b> Domestic National Premier competition Higher levels of player pathway: Academy Centres and Upwards	<b>Desirable</b> All adult and junior League Hockey Intermediate or advanced School Hockey EH competitions for clubs and schools (excluding domestic national league)
England Hockey Category 3	Sand based surfaces within the FIH National Parameter	<b>Essential</b> All adult and junior club training and league Hockey EH competitions for clubs and schools Intermediate or advanced schools hockey	
England Hockey Category 4	All 3G surfaces	<b>Essential</b> None	<b>Desirable</b> Lower level hockey (Introductory level) when no category 1-3 surface is available.

For senior hockey teams, a full size pitch for competitive matches must measure at least 91.4 x 55 metres excluding surrounding run off areas which must be a minimum of two metres at the sides & three metres at the ends. England Hockey preference is for four metre side and five metre end run offs, with a preferred overall area of 101.4 x 63 metres though a minimum overall area of 97.4 x 59 metres is accepted.

## HERTSMERE BOROUGH COUNCIL PLAYING PITCH STRATEGY

It is considered that a hockey pitch can accommodate a maximum of four matches on one day (peak time) provided that the pitch has floodlighting. Training is generally midweek and requires access to a pitch and floodlights.

### ***Club consultation***

To avoid consultation fatigue, it was agreed not to consult with clubs and users again following the consultation carried out as part of the 2017 Hertsmere PPS. However, consultation was undertaken with England Hockey to update the strategic overview of hockey in Hertsmere.

### **6.2: Supply**

There are five full size AGPs across Hertsmere spread across four sites, all of which, have floodlighting. Of these, two pitches (across two sites) are available for community use. The three pitches unavailable for community use are all located at private education sites.

All available provision is in the Potters Bar Analysis Area and all unavailable provision is located in the Aldenham and Shenley Analysis Area. There is no hockey provision in either the Bushey or Borehamwood and Elstree analysis areas.

*Table 6.2: Summary of full sized AGPs*

Site ID	Site name	Community use?	Analysis area	Floodlit?	No. of AGPs
13	Dame Alice Owen's School	Yes	Potters Bar	Yes	1
17	Furze field Centre	Yes	Potters Bar	Yes	1
4	Aldenham Sports Centre	No	Aldenham and Shenley	Yes	1
20	Haberdashers' Aske's Boys' School	No	Aldenham and Shenley	Yes	2

In addition to full size provision, there are three small sided AGPs in Hertsmere, two of which are located at education sites; Manor Lodge School and Radlett Preparatory School. Neither of these pitches is floodlit or available for community use. The third small sided AGP is based at Brookside Boys Club. This pitch is available for community use and floodlit.

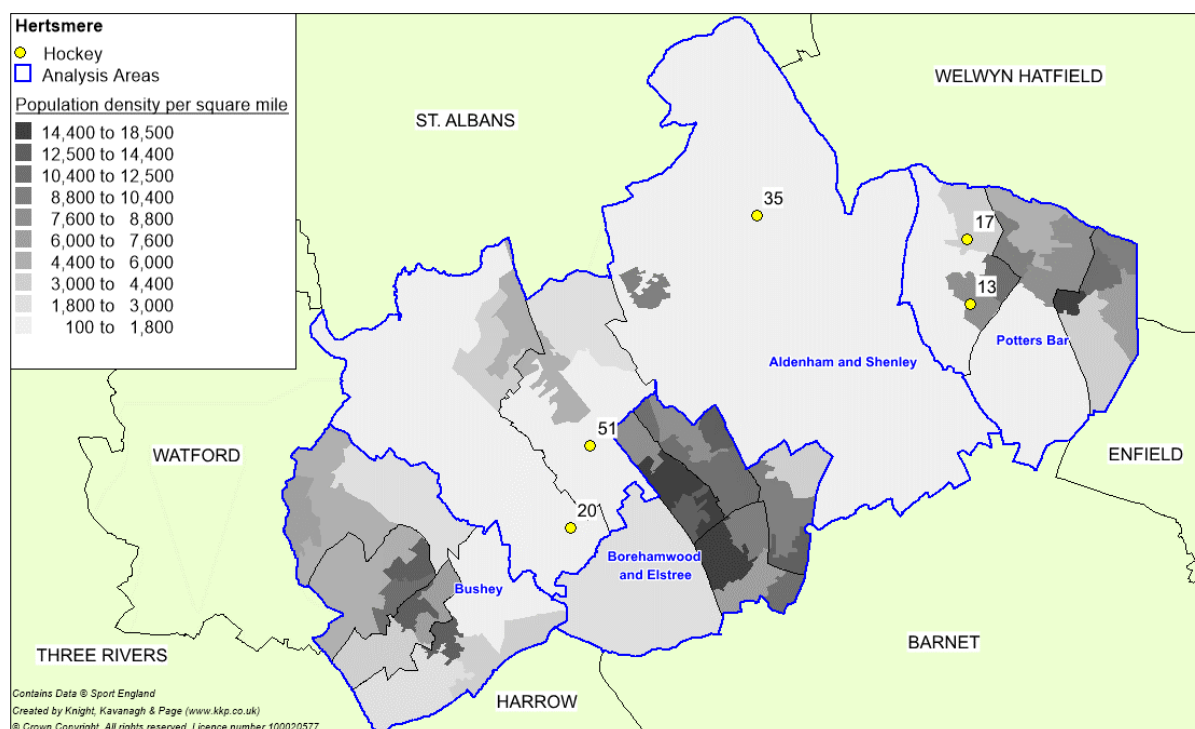
### ***Future supply***

There is no identified plan to create new hockey suitable provision in Hertsmere.



# HERTSMERE BOROUGH COUNCIL PLAYING PITCH ASSESSMENT

Figure 6.1: Map of all hockey suitable AGPs within Hertsmere



## Ownership/management

Of the two full size AGPs which offer community use, the pitch at Dame Alice Owens School is managed in house through internal school lettings, and the pitch located at the Furzefield Centre is managed by leisure operator InspireAll on behalf of Hertsmere Borough Council.

## Security of tenure

Potters Bar HC is identified as renting the pitch at Dame Alice Owens School on a monthly basis and is therefore considered to have unsecure tenure. It is recognised nationally that hockey clubs without secure tenure may be forced to relocate to alternate venues if pitch providers no longer allow access to pitches utilised for hockey use.

## Availability

Sport England's Facilities Planning Model (FPM) applies an overall peak period for AGPs of 34 hours per week (Monday to Thursday 17:00-21:00; Friday 17:00-19:00; Saturday and Sunday 09:00-17:00).

The AGP at Dame Alice Owens School is reserved for school use until 18:00 during weekdays and then available to the community until 22:00 whereas during weekends, they are available from 09:00 until 21:00 on Saturdays and from 09:00 until 21:00 on Sundays. This means each pitch is available for 29 hours of the peak period.

The AGP at the Furzefield Centre is fully available during the peak period (34 hours per week).

## HERTSMERE BOROUGH COUNCIL PLAYING PITCH ASSESSMENT

### Quality

Depending on use, it is considered that the carpet of an AGP usually lasts for approximately ten years and it is the age of the surface, combined with maintenance levels, which most commonly affects quality. It is therefore recommended that sinking funds be put into place by providers to enable long-term sustainability, on-going repairs and future refurbishment beyond this period.

Of the two community available full size hockey AGPs in Hertsmere, one pitch, located at Dame Alice Owen's School is good quality having being resurfaced in 2018. Conversely, the pitch located at the Furzefield Centre is identified as being poor quality and was last resurfaced in 2011.

Table 6.4: Summary of quality for full size community available hockey AGPs

Site ID	Site name	Surface type	Analysis area	Club using	Quality rating	Built/ resurfaced
13	Dame Alice Owen's School	Sand Dressed	Potters Bar	Potters Bar HC	Good	1988/2018
17	Furzefield Centre	Sand Filled	Potters Bar	-	Poor	1989/2011

The AGP at the Furzefield Centre is maintained to a basic standard and therefore has deteriorated in quality in combination with the moderate levels of hockey usage it receives. Consultation (2017) with Potters Bar HC highlights that the pitch is unsuitable for competitive hockey as a result of the maintenance regime not producing a surface fit for match play.

### Ancillary facilities

Access to ancillary facilities at school sites can often be restricted or limited for security reasons where changing rooms may be located in the main school building or where there is a lack of staffing to open and manage access. Schools also often have limited budget amongst other competing requirements for investment to make any qualitative improvements to changing provision, consequently they are often tired, dated and in need of modernisation.

Ancillary provision at Dame Alice Owen's School is identified as being standard quality and deemed to be fit for purpose for the needs of Potters Bar HC. The Club access the facility for changing on both training nights and match days as well as accessing Potters Bar Cricket Club to accommodate its social activity.

## 6.3: Demand

### Competitive play

There is one community hockey club based in Hertsmere; Potters Bar HC. The Club operates a total of six dedicated teams which consists of four senior men's, two senior ladies teams and a junior section. England Hockey 2018 affiliation data states that the Club has a total of 145 members. Since the 2017 Hertsmere PPS, demand for hockey has not increased with the number of teams remaining static.

Community club hockey is generally played on Saturdays throughout the day in competitive England Hockey leagues.

# HERTSMERE BOROUGH COUNCIL

## PLAYING PITCH ASSESSMENT

---

### ***EH Player Pathway***

The Player Pathway (PP) is the junior talent development pathway. It encompasses the whole of the hockey landscape which includes club and school activity as well as the PP Development Centres (DCs). The purpose of the PP is to provide development opportunities for young people, which is fair, equitable and consistent. It is to ensure that a suitable level of coaching and competition is offered for people at the appropriate stage of their development and to maximise the chance they have of fulfilling their potential whether that potential is as a club or International player, coach or official. The PP can be accessed by playing at school, a local club or attending one of the local centres. There is one entry point into the PP centres which is at DC level. The first time a player accesses the player pathway they must enter at DC level.

### ***Development Centres (DCs) and Academy Centres (ACs)***

DCs and ACs are local training centres for the U13 to U17 age groups. DCs are open to any hockey player who has been nominated by their club, school or coach, with ACs open to any player who has been nominated by a DC coach. After attending a DC, an AC is the next step on the player pathway. Included in the DCs/ACs are Goalkeeper (GK) Academies, which provide specific coaching sessions for goalkeepers. There is a DC, AC located at Merchant Taylors Sport Complex in Three Rivers.

### ***Performance Centre (PC)***

A PC is a training centre for the U15 and U17 age groups. Merchant Taylors Sport Complex is utilised as a Performance Centre for the Hertfordshire region.

### ***Training demand***

Access to AGPs for midweek training is important to sustain and grow all formats of hockey. There is no identified unmet or latent demand for access to pitches midweek. In total, Potters Bar HC train for a 1.5 hours per week at Dame Alice Owens School. Its senior teams train for 1.5 hours whilst the junior section train on a separate part of the pitch for one hour concurrently.

Potters Bar HC highlights that it cannot accommodate its training demand at Dame Alice Academy at satisfactory timeslots in the week. It must train on Monday due to lack of availability which is too soon after weekend matches. All peak time slots at the school are used to accommodate midweek football training.

In addition, the Club exports demand for one training session of demand outside of Hertsmere per week as outlined in the paragraph below.

### ***Displaced demand***

Displaced or exported demand refers to Hertsmere registered teams that are currently accessing pitches outside of the local authority for home fixtures, normally because their pitch requirements cannot be met. This is usually because of pitch supply, in some cases quality issues or stipulated league requirements for access to certain facilities.

Potters Bar HC is identified as exporting demand outside of Hertsmere to Haileybury College (East Hertfordshire) for one training session per week. This is due to additional peak time slots at Dame Alice Owens School being unavailable.

# HERTSMERE BOROUGH COUNCIL

## PLAYING PITCH ASSESSMENT

---

### ***Imported demand***

Imported demand refers to any demand from neighbouring local authorities that accesses facilities within the Hertsmere study area due to a lack of available facilities in other local authorities where such team or club is based.

Royal Veterinary College HC (University of London) is based in adjoining authority, Welwyn Hatfield. Consultation with England Hockey identifies that the Club accesses provision at the Furzefield Centre as a match and training facility throughout the hockey season which at peak times, can equate to a total of ten hours of use per week. The Club, which operates four senior teams, competes in the British Universities & Colleges Sport (BUCS) League which compete on Wednesday afternoons.

### ***Future demand***

Growing participation is the number one aim within EH's strategic plan and key drivers include working with clubs, universities and schools, regional and local leagues, developing opportunities for over 40s and delivering a quality programme of competition. Growth in participation will not only come from the traditional 11 aside game but from the informal, recreational ways to play hockey such as small sided hockey, which can be played at any time during the week or at weekends.

Nationally, since 2012, hockey has seen a 65% increase in juniors taking up the sport within the club environment. This increase is expected to continue across all age groups in the future, especially given the success of Great Britain's women's team in the 2016 Rio Olympics and the anticipated legacy impact.

Though there remains a desire from EH to increase participation within the club/league based game, not all future demand may be realised entirely as new formalised teams playing at peak time. Some clubs may decide to offer pay and play opportunities to participants or offer small sided formats such in a bid to increase participation and club memberships by providing a different hockey offer.

Increased demand from new participants will lead to a requirement for increased capacity on available AGPs at peak time, but also midweek and on Sundays to deliver other formats of hockey activity. At present, it is not necessarily clear as to what format this may take or when it is likely to take place, however, it is clear that there will be a requirement for access to increased capacity on AGPs across the area. This should be considered when assessing demand for AGPs in the future, as not only will they be needed for peak match play times and midweek training to accommodate increased participation within the formalised hockey environment, but also throughout the week and at non-peak times to offer wider opportunities for play.

Potters Bar HC highlights aspiration to develop one additional senior ladies' team (2017 PPS).

### **Peak time demand**

Most men's and women's hockey teams currently play matches on a Saturday therefore this is considered to be the peak time for use of AGPs for competitive play. It is, however, worth noting that there is midweek demand identified.

## HERTSMERE BOROUGH COUNCIL PLAYING PITCH ASSESSMENT

### 6.4: Supply and demand analysis

The PPS guidance considers a floodlit pitch as able to accommodate a maximum of four match equivalent sessions (MES) on a Saturday with teams playing in a home and away format, as such this equates to one AGP being able to cater for eight “home” teams. Team play matches on home v away formats and therefore one team requires 0.5 match sessions per week on its “home” AGP. On the basis Potters Bar HC operate six senior teams in the peak period, it equates to a weekly demand of three match equivalent sessions per week (based on home vs away).

*Table 6.8: Supply and demand analysis of used AGPs for Saturday match play*

Site ID	Site	Club users	Analysis area	Match equivalent sessions available at peak time	Current play (MES)	Overall capacity (MES)
13	Dame Alice Owen's School	Potters Bar HC	Potters Bar	4	3	1
17	Furzefield Centre	Royal Veterinary College HC*	Potters Bar	4	-	4

\* The Club don't play fixtures during the peak period for competitive hockey.

Spare capacity is identified on both AGPs. The pitch at Dame Alice Owen's School has spare capacity of one match equivalent session per week and could accommodate an additional two senior teams in the peak period if required to do so. Likewise, the pitch at the Furzefield Centre is unused for hockey during the peak period and can accommodate additional demand.

When accounting for midweek use for match play, the pitch at the Furzefield Centre can accommodate all demand from Royal Veterinary College HC and any realistic future growth.

#### *Converting sand-based AGPs to 3G*

Since the introduction of 3G pitches and given their popularity for football, providers have seen this as a way of replacing their tired sand-based carpet and generating money from hiring out a 3G pitch to football clubs and commercial football providers. This has come at the expense of hockey, with players now travelling further distances to gain access to a suitable pitch and many teams being displaced from their preferred geographical area.

Due to its impact on hockey, it is appropriate to ensure that sufficient sand-based AGPs are retained for the playing development of hockey. To that end, a change of surface will require a planning application and, as part of that, the applicants will have to show that there is sufficient provision available for hockey in the locality. Advice from Sport England and EH should therefore be sought prior to any planning application being submitted.

It should also be noted that, if a surface is changed, it could require the existing floodlighting and drainage to be changed and, in some instances, noise attenuation measures may need to be put in place.

# HERTSMERE BOROUGH COUNCIL

## PLAYING PITCH ASSESSMENT

---

### **Conclusions**

The current supply of hockey suitable AGPs is considered sufficient to accommodate the current levels of hockey demand both at peak time for match demand and training requirements, inclusive of targeted participation increases. When accounting for future demand, it is anticipated all growth will can also be accommodated.

If in the future the AGP at Furzefield Centre is considered for conversion to a 3G surface (on the basis it is poor quality, accommodates no peak time Saturday demand for hockey and midweek University demand can be transferred to an alternate site), then this will likely support Potters Bar HC in acquiring more and preferential training slots at Dame Alice Owens School as it will likely free up slots with the potential transfer of football demand to use the 3G surface.

The priority for hockey in Hertsmere is to sustain the quality of provision at Dame Alice Owen's School to enable hockey to be played both now and in the future and work to negotiate greater access to better satisfy the Club's training needs.

#### **Hockey summary**

- ◆ **There is sufficient availability of pitches within Hertsmere to accommodate current and future demand for competitive match play.**
- ◆ There are five full sized sand based AGPs in Hertsmere of which two offer community use. Unavailable pitches are available at private education sites.
- ◆ In addition there are three small sided AGPs of which two are not floodlit and do not offer community access, located at private education sites. The remaining AGP is located at Brookside Boys Club and is both floodlit and available for community use.
- ◆ Of the full size community available AGPs, the pitch at Dame Alice Owens School is good quality having been resurfaced in 2018. Conversely, the pitch at Furzefield Centre is poor quality.
- ◆ Potters Bar HC is the sole club based in Hertsmere. The Royal Veterinary HC imports demand from neighbouring authority, Welwyn Hatfield.
- ◆ The Club has a total of 145 competitive playing members creating demand for six affiliated senior teams and a junior section. This does not account for people playing in informal formats of hockey.
- ◆ Tenure for the Club (at Dame Alice Owens School) is unsecure with no community use agreement in place.



### **PART 7: GOLF**

#### **7.1: Introduction**

Golf is the fifth largest participation sport in England, with around 650,000 members belonging to one of 1,900 affiliated clubs and a further two million people playing independently outside of club membership. Nationally, it is governed by England Golf. The role of the NGB includes providing competitions for all ages and abilities, identifying and developing the most talented golfers, maintaining a uniform system of handicapping, administering and applying the rules and introducing new golfers via its initiative 'get into golf'.

As of March 2017, England Golf solely oversees the Whole Sport Plan and receive golf's National Lottery grant under Sport England's strategy. England Golf's Whole Sport Plan identifies how England will achieve its vision of becoming 'the leading golf nation in the world by 2020' from grass roots through to elite level.

Since 2004, participation in golf and club membership has been in decline, with only recent signs showing that the reduction may be levelling off.

#### **7.2: Supply**

There are nine golf courses situated within Hertsmere, as follows:

- ◆ Aldenham Golf & Country Club
- ◆ Bushey Golf & Country Club (closed)
- ◆ Bushey Hall Golf Club
- ◆ Dyrham Park Golf Club
- ◆ Hartsbourne Country Club
- ◆ Porters Park Golf Club
- ◆ Potters Bar Golf Club (closed)
- ◆ Radlett Park Golf Club
- ◆ Shire London Golf Club

However, two of these courses are no longer in operation, with Bushey Golf & Country Club (closed April 2018) and Potters Bar Golf Club (closed November 2018).

For the location of the courses currently servicing the Borough, please see the figure overleaf.

There are 40 golf courses within a 20-minute drive time of Hertsmere, across 12 local authorities. Of particular note (due to their size and proximity to Hertsmere) Old Fold Manor Golf Club in Barnet and Grims Dyke Golf Club in Harrow which are highly likely to have members from Hertsmere.

The operational Hartsbourne Country Club site and the closed Bushey Golf & Country Club and Potters Bar Golf Club sites have been promoted as potential development sites through the Hertsmere Local Plan.

Based on Figure 7.1, which applies a 20 minute drive time catchment to all existing golf courses in Hertsmere, it shows that even without the inclusion of the two closed sites, supply more than adequately covers the existing population of Hertsmere and beyond.



# HERTSMERE BOROUGH COUNCIL PLAYING PITCH ASSESSMENT

Figure 7.1: Golf catchment map within 20-minute drive times

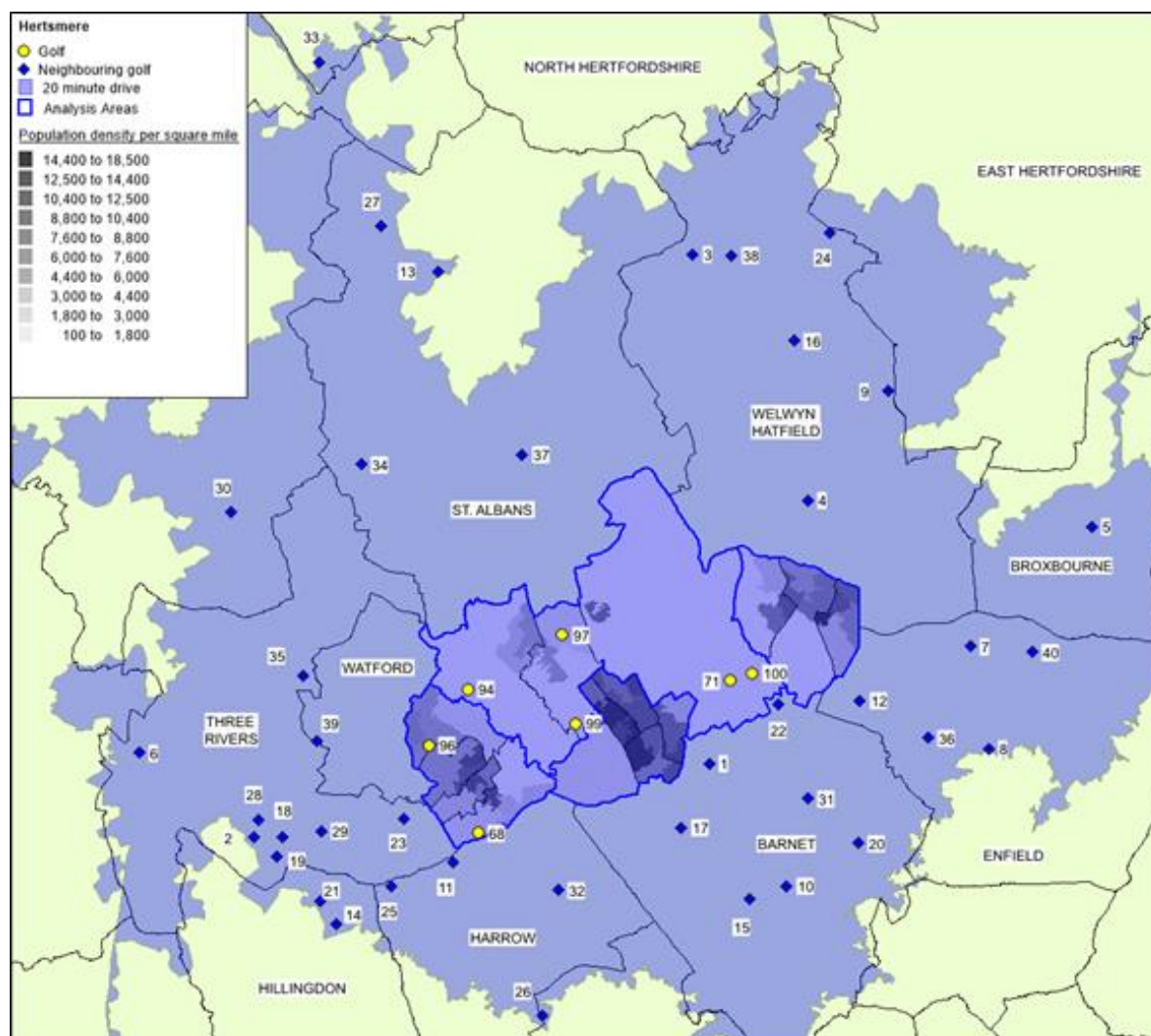


Table 7.1: Summary of golf courses within a 20-minute drive time of Hertsmere

Map ref	Site name	Local authority
71	Dyrham Park Country Club	Hertsmere
94	Aldenham Golf & Country Club	Hertsmere
97	Porters Park Golf Club	Hertsmere
99	Radlett Park Golf Club	Hertsmere
68	Hartsbourne Golf & Country Club	Hertsmere
96	Bushey Hall Golf Club	Hertsmere
100	Shire London Golf Club	Hertsmere
1	Arkley Golf Club	Barnet
10	Finchley Golf Club	Barnet
15	Hendon Golf Club	Barnet
17	Mill Hill Golf Club	Barnet
20	North Middlesex Golf Club	Barnet
22	Old Fold Manor Golf Club	Barnet
31	South Herts Golf Club	Barnet

## HERTSMERE BOROUGH COUNCIL PLAYING PITCH ASSESSMENT

Map ref	Site name	Local authority
26	Playgolf London	Brent
5	Cheshunt Park Golf Centre	Broxbourne
30	Shendish Manor	Dacorum
7	Crews Hill Golf Club	Enfield
8	Enfield Golf Club Limited	Enfield
12	Hadley Wood Golf Club	Enfield
36	Trent Park Golf Club	Enfield
40	Whitewebbs Park Golf Course	Enfield
11	Grims Dyke Golf Club	Harrow
25	Pinner Hill Golf Club	Harrow
32	Stanmore Golf Club	Harrow
14	Haste Hill Golf Course	Hillingdon
21	Northwood Golf Club Ltd	Hillingdon
33	Stockwood Park Golf Centre	Luton
13	Harpenden Golf Club	St. Albans
27	Redbourn Golf Club	St. Albans
34	The Centurion Golf Course	St. Albans
37	Verulam Golf Club Ltd	St. Albans
2	Batchworth Park Golf Course	Three Rivers
6	Chorleywood Golf Club	Three Rivers
18	Moor Park Golf Club	Three Rivers
19	Nine of Herts Golf Centre	Three Rivers
23	Oxhey Park Golf Centre	Three Rivers
28	Rickmansworth Golf Course	Three Rivers
29	Sandy Lodge Golf Club	Three Rivers
35	The Grove	Three Rivers
39	West Herts Golf Club	Watford
3	Brockett Hall Golf Club	Welwyn Hatfield
4	Brookmans Park Golf Club	Welwyn Hatfield
9	Essendon Country Club	Welwyn Hatfield
16	Mill Green Golf Club	Welwyn Hatfield
24	Panshanger Golf Complex	Welwyn Hatfield
38	Welwyn Garden City Golf Club	Welwyn Hatfield

### **Management**

All of the golf courses located within Hertsmere are privately owned and operated except Bushey Golf & Country Club, which remains municipally owned.

### **Course facilities**

Aldenham Golf Club is a proprietary owned golf club. There is an 18-hole course, nine-hole course and practice area on site.

The course at Bushey Golf & Country Club was a nine hole, 18 tee course with a driving range before its closure on 1<sup>st</sup> April 2018.

Bushey Hall Golf Club has an 18-hole course and practice putting, chipping and short game areas.

## HERTSMERE BOROUGH COUNCIL PLAYING PITCH ASSESSMENT

Dyrham Park Golf Club consists of an 18-hole golf course, short game practice area, 18-hole putting green, driving range and indoor golf academy.

Hartsbourne Country Club is home to a 27-hole golf course which is broken down into three nine hole courses, The Willows, The Firs and The Oaks. In addition to the course, there is also a practice range and five warm-up nets on site.

Porters Park Golf club is a members golf club, with an 18 hole golf course. There is one PGA Professional offering coaching to members as well as female beginner coaching.

Potters Bar Golf Club offered a par 71, 6,291 yard, 18-hole golf course.

Radlett Park Golf Club consists of an 18-hole golf course, putting green, driving range and short game practice area.

The Shire London Golf Club is a proprietary golf club, with an 18-hole golf course. There is also a nine-hole academy course, driving range and short game area. As well as bar facilities there is a gym on site. There are five PGA Professionals offering a range of coaching opportunities, there is also a focus on disability coaching.

*Table 7.2: Summary of Golf courses in Hertsmere*

Site ID	Course name	Holes	Par	Yardage <sup>28</sup>		
68	Hartsbourne Country Club	9	36	3,221	3,118	2,821
		9	35	3,092	2,979	2,815
		9	35	2,929	2,825	2,802
71	Dyrham Park Golf Club	18	72	6,497	6,129	5,813
94	Aldenham Golf & Country Club	18	70	6,409	6,092	5,546
		9	33	2,349	-	2,200
95	Bushey Golf & Country Club	9	35	3,090 / 3,030	2,961 / 2,910	2,755 / 2,722
96	Bushey Hall Golf Club	18	69	5,985	5,785	5,225
97	Porters Park Golf Club	18	70	6,362	6,059	5,571
98	Potters Bar Golf Club	18	71	6,291	6,039	5,627
99	Radlett Park Golf Club	18	72	6,411	6,058	5,456
100	Shire London Golf Club	18	73	6,531	6,183	5,564
		9	30	-	1,492	1,492

### **Quality**

All of these courses are considered to be good quality, with a dedicated maintenance regime carried out at each facility.

### **Ancillary facilities**

Golf clubs need multiple revenue sources to operate effectively and the provision of a clubhouse can often be key for golf clubs as it can provide an income stream, not only from members but also through hiring the venue out for occasions (e.g. wedding receptions).

<sup>28</sup> White denotes Championship tees, yellow denotes men's tees and red denotes ladies' tees.

## HERTSMERE BOROUGH COUNCIL PLAYING PITCH ASSESSMENT

Aldenham Golf & Country Club offers a large dining room with catering and bar facilities to accommodate various events. Similarly, Bushey Hall Golf Club has catering and bar facilities to cater for a range of events as well as four function rooms which can be hired for meetings. The operation of Bushey Golf & Country Club has been taken over by wedding and events management company SMM (UK) Ltd and so the site will continue to hold weddings and other events. The golf course will be retained but will not be re-opening.

Both Dyrham Park and Hartsbourne golf clubs are accommodated at the relative country clubs. Therefore, they have a range of additional sports facilities and large clubhouses to cater for all events.

Porters Park Golf Club has recently added a new dining room, club bar and catering facilities to the clubhouse to host a range of events. Potters Bar Golf Club offered similar facilities but also had a pro shop on site operated by PGA Professionals.

The new clubhouse, bar and restaurant at Radlett Park Golf Club offers a suitable venue for a range of events such as weddings, parties and business functions.

The clubhouse at Shire London Golf Club is available to hire for a range of events and two conference rooms are available for meetings and weddings.

### ***Membership and costs***

Nationally, many clubs have begun to alter their pricing structure to allow for discounted rates following a decline in golf participation, with England Golf determining that clubs are more likely to experience growth with flexible membership packages. For instance, some now offer a five-day membership (whereby members can access the course on specific days but not during a weekend), whilst others provide discounts that are no longer limited to junior players (e.g. discounts for those aged 18-21). Previously, many clubs throughout the country had a waiting list for membership but that is rarely the case in the present day.

In Hertsmere, all courses offer memberships and pay and play green fees. That being said, all clubs in the area are primarily membership clubs.

*Table 7.3: Summary of costs in Hertsmere*

<b>Club name</b>	<b>Cost summary</b>
Aldenham Golf & Country Club	The membership offering at Aldenham Golf Club is not displayed online. Green fees vary from £24 to £16 depending on the desired tee-off time.
Bushey Hall Golf Club	Seven-day and five-day memberships are available but prices are not displayed. Winter green fees are the only prices displayed. Fees vary depending on the time of the round and concessionary rates are available for seniors, juniors, guests of members and emergency services workers. Midweek rounds are £20 between 7-10:30am and reduce to £15 from 10:30am onwards. Weekend rounds are £25 between 7-11am, reducing to £20 between 11am-1pm and further reducing to £15 from 1pm onwards.

## HERTSMERE BOROUGH COUNCIL PLAYING PITCH ASSESSMENT

Club name	Cost summary
Dyrham Park Golf Club	Full, joint and executive golfing memberships are the only memberships options displayed online by the Country Club. Prices are also not published but a joining fee of £1,000 applies to full and joint memberships. Green fees are not displayed but the website notes that the club welcomes visitors to the course.
Hartsbourne Country Club	Full memberships are available for £2600 or £200 for juniors aged between 12 and 18 years old. Age related discounts are also applied for members between 18 and 35 or over 75s. Social memberships are available for £700 and 'Academy' golf memberships are £600. Twilight memberships are also available for £525. Green fees are £60pp in the summer, reducing to £40pp in the winter.
Porters Park Golf Club	Porters Park Golf Club offer full, restricted full, five-day, junior, student and social memberships. Prices for these memberships are not displayed online. Green fees vary seasonally at the club. In spring and summer, an 18-hole round is £60 but this is reduced to £30 for guests of current members. This is reduced to £40 or £20 for guests of current members for twilight rounds. County Card holders are able to play the course for £40. In the winter, rounds are reduced to £40 or £20 for a guest of a current member. Pay and play is only permitted during the week at Porters Park.
Radlett Park Golf Club	Seven-day memberships are available for £1,185 at Radlett Park. This reduces to £785 for a five-day membership. Discounted junior memberships are also available, ranging from £250 to £650 depending on the age of the member. For pay and play, a midweek round is £25pp which increases to £30pp at the weekend.
Shire London Golf Club	Seven-day, five-day and concession memberships are all available at The Shire although prices are not shown online. For pay and play, a midweek round of the 18-hole 'Masters' course is £60 or £25 for under 18s. This increases to £75 or £40 for juniors at the weekend. For the nine-hole 'Academy' course, a single green fee of £12.50 for adults or £7 for under 18s allows play all day on the course throughout the week.

### ***Hertfordshire Golf National Passport***

The Hertfordshire Golf Union currently run a County Card scheme which was renamed the Hertfordshire Golf National Passport in 2014. This passport is provided free of charge to all Hertfordshire Golf affiliated members over the age of 18, as part of their annual county affiliation fee. In return for this card, players will gain access to approximately 1,300 courses in many English counties at reduced rates. Rates are generally reduced by 25-50%.

In Hertsmere, Aldenham, Bushey Hall, Hartsbourne, Porters Park and Radlett Park golf clubs are members of the county card scheme and therefore can be accessed at a reduced rate by holders.

## HERTSMERE BOROUGH COUNCIL PLAYING PITCH ASSESSMENT

### 7.3: Demand

England Golf's Club Membership Questionnaire (2018) highlights that the average number of members per golf course nationally is 484. As a breakdown, this consists of 381 adult males, 70 adult females, 27 junior boys and six junior girls.

In Hertsmere, only Hartsbourne and Porters Park golf clubs have a larger than average membership base. Dyrham Park Golf Club has membership figures comparable to the national average. All of the other golf clubs in the area are significantly below the national average.

*Table 7.4: Summary of demand*

Club name	Current membership
Aldenham Golf & Country Club	354
Bushey Hall Golf Club	164
Dyrham Park Golf Club	439
Dyrham Park Golf Club (Artisans)	25
Hartsbourne Country Club	591
Hartsbourne Country Club (Artisans)	35
Porters Park Golf Club <sup>29</sup>	547
Radlett Park Golf Club	-
Shire London Golf Club	205

Despite the varying levels of membership, it must be noted that each club will have a different financial model in terms of income generation from membership versus green fees. This means that further exploration is required before determining that clubs with a low membership base are unsustainable.

#### **Participation trends**

Nationally, the average number of members per golf club has increased slightly from 460 in 2016 compared to 484 in 2018. A total of 38% of clubs saw an increase in membership over this time period. Clubs showing growth are increasingly offering more tailored packages, which provide flexibility and cater for less traditional golfers. These include flexible, points-based memberships for those who are time poor, corporate packages which provide opportunities to network, academy/trial memberships for those getting into the game and student/intermediate offers to enable younger people to manage the cost of a significant outlay.

In Hertsmere, membership at Aldenham, Hartsbourne and Hartsbourne Artisan golf clubs has increased since 2015, whilst the remaining clubs have experienced a decline in their membership figures.

Before their closures, both Bushey Golf & Country Club and Potters Bar Golf Club experienced declines in their membership numbers. Bushey Golf & Country Club had 233 members in 2015 which fell to 204 members in 2016. Potters Bar Golf Club had 222 members in 2015 which declined gradually to 203 members in 2016 and 190 members in 2017. In addition to this, the Artisans club attached to Potters Bar Golf Club was also

<sup>29</sup> Potters Park Golf Club has not provided membership numbers for 2017 so the 2016 numbers have been taken.



## **HERTSMERE BOROUGH COUNCIL PLAYING PITCH ASSESSMENT**

---

declining before the Club's closure. Membership fell from 45 members in 2015 to 39 members in 2017.



## HERTSMERE BOROUGH COUNCIL PLAYING PITCH ASSESSMENT

Table 7.5: Summary of participation trends

Course name	2015 membership	2016 membership	2017 membership
Aldenham Golf & Country Club	322	326	354
Bushey Hall Golf Club	187	134	164
Dyrham Park Golf Club	534	508	439
Dyrham Park Golf Club (Artisans)	30	30	25
Hartsbourne Country Club	542	494	591
Hartsbourne Country Club (Artisans)	30	35	35
Porters Park Golf Club	592	547	-
Radlett Park Golf Club	-	-	-
Shire London Golf Club	240	205	205

The decline at Dyrham Park Golf Club is concerning as it is now operating below the national average after losing almost 100 members over the past few years. If the membership trend continues for Porters Park Golf Club it would also be in a similar situation so this should be noted when membership figures are updated.

### **Future demand**

England Golf published the 'Raising Our Game' strategy in 2014, which defines its strategic direction up to 2017. The document highlights the need for a strategy to enhance market understanding of current Golf facilities, which is identified as one of the key considerations to increasing participation. To enable this, market segmentation has been created that is specific to Golf, identifying that 24% of adults in England are potential players. This is made up of 9% current players, 8% lapsed players and 7% latent players and amounts to around 9.6 million people in total. The research also provides nine defined profiles and clearly identified behaviours, motivations and barriers within each one. The nine segments are:

- ◀ Relaxed members
- ◀ Older traditionalists
- ◀ Younger traditionalists
- ◀ Younger fanatics
- ◀ Late enthusiasts
- ◀ Occasional/time-pressed
- ◀ Social couples
- ◀ Casual fun

To align with this, a facility mapping tool has been created to provide a statistical data engine that identifies Golfing demand within a 20-minute drive time of each facility within England using the segments above. The tool highlights the dominant profiles within each catchment area and also within access to each course. This can then be used to predict likely demand for each type of facility and can support informed marketing, development and investment decisions whilst allowing providers to adapt their offer to cater for a range of different needs.

The demand for golf within Hertsmere by segment type is seen in the table below. The figures represent the number of people within each profile that are within a 20-minute drive time of each course. It is then averaged across the available courses to ensure no double counting.

## HERTSMERE BOROUGH COUNCIL PLAYING PITCH ASSESSMENT

*Table 7.6: Summary of demand in Hertsmere by segment*

Segment no.	Segment name	Average number of people per affiliated facility (20-minute drive time)
1	Relaxed members	15,038
2	Older traditionalists	13,919
3	Younger Traditionalists	14,107
4	Younger fanatics	15,340
5	Younger actives	14,573
6	Late enthusiasts	14,672
7	Occasional time pressed	14,467
8	Social couples	14,175
9	Casual fun	16,254

In total, an average of 132,545 people are identified as current or potential users of golf courses within Hertsmere. This demand is relatively evenly spread across the profiles, with “casual fun” generating the most demand and “younger traditionalists” generating the least.

This figure demand is much higher than the future demand identified in both Three Rivers and Dacorum, where an average of 85,710 and 60,041 people are identified as current or potential users respectively.

Each profile is applied on a facility by facility basis overleaf.

*Table 7.7: Summary of demand per course by profile type*

Course name	Segment no.								
	1	2	3	4	5	6	7	8	9
Aldenham Golf & Country Club	17,721	16,296	16,601	17,927	17,137	17,185	17,009	16,685	18,967
Bushey Golf & Country Club	16,800	15,380	15,651	16,880	16,212	16,232	16,058	15,841	17,878
Bushey Hall Golf Club	14,854	13,764	13,914	15,215	14,397	14,525	14,287	13,994	16,157
Dyrham Park Golf Club	20,974	19,584	19,665	21,691	20,376	20,661	20,215	19,797	23,087
Hartsbourne Country Club	18,759	17,060	17,434	18,664	18,061	18,008	17,876	17,687	19,737
Porters Park Golf Club	14,829	13,633	14,000	14,952	14,356	14,342	14,287	13,942	15,737
Potters Bar Golf Club	8,193	7,769	7,715	8,648	8,001	8,188	7,948	7,747	9,231
Radlett Park Golf Club	469	406	426	412	443	423	433	453	423
Shire London Golf Club	19,489	18,360	18,379	20,483	19,001	19,375	18,900	18,345	21,835

The table above summarises that demand is likely to be highest for Dyrham Park Golf Club, with 186,050 potential users. However, membership at the club has declined significantly in recent years. This situation is replicated at Shire London Golf Club, which has the second largest number of potential users, 174,167, yet membership is declining. Demand is lowest for Radlett Park Golf Club, which has 3,888 potential users.

## HERTSMERE BOROUGH COUNCIL PLAYING PITCH ASSESSMENT

---

Given that it is difficult for one facility to cater for the needs of all potential members, there is clear scope for some clubs to work more collaboratively in terms of creating pathways where appropriate. This way, all golfing profiles can be collectively catered for. In order to increase membership and to target the golfing profiles detailed above, England Golf sets out the following key themes:

- ✦ Creating a welcoming environment
- ✦ Catering for a range of different needs
- ✦ Communicating regularly with members and visitors
- ✦ Developing facilities to broaden income streams
- ✦ Becoming part of the local community

### ***FootGolf***

FootGolf is a relatively new activity that is played on a golf course using a football. The object of the game is to get the ball into the hole using only your feet in the fewest number of shots possible. It is governed by the UK FootGolf Association.

Nationally, there are currently 160 recognised Golf courses that incorporate FootGolf, with many clubs recognising it as a chance to provide an income stream that can provide sustainability at a time when participation in the traditional game has decreased. The sport is generally played on a smaller than average courses, with Par 3 courses being ideal.

In Hertsmere, there are no FootGolf courses. However, there are two courses in Three Rivers at Rickmansworth Golf Club and Nine of Herts Golf Club, one course is located in Barnet at The Tudor Park Footgolf Course and there is another course at Stanmore and Edgware FootGolf.

### **7.4: Supply and demand analysis**

England Golf identifies a comparatively high level of current and future demand within Hertsmere. However, it should be recognised that the closure of both Bushey Golf & Country Club and Potters Bar Golf Club in 2018 has impacted on participation (albeit some members from both of these clubs will have been absorbed by other golf clubs in the Area). Further to this, Hartsbourne Country Club is the only club in Hertsmere with a membership base higher than the national average. Dyrham Park Golf Club has lost almost 100 members over the previous two years.

Given the above, it is considered that the current supply of facilities can meet current and future demand. Therefore, emphasis should be placed on capitalising on unmet demand in Hertsmere.

Most of the provision would appear to be catering for segments such as “older traditionalists” which is the smallest demand segment in Hertsmere. The majority of driving ranges exist as a form of non-traditional facility and these are all based at respective clubs, this is with the exception of the driving range situated at A1 Golf which operates a 45 bay dedicated driving range facility. Given the high level of demand for golf, other facilities could be doing more to capitalise on the latent demand within their local demographic, which is something that England Golf can support. Creating entry level facilities that offer more informal playing opportunities would be key, as without them the playing opportunities would be limited to traditional 18-hole member clubs and these facilities generally fail to engage the “casual fun” segment which has the largest representation in Hertsmere.

## HERTSMERE BOROUGH COUNCIL PLAYING PITCH ASSESSMENT

---

Further analysis at club or facility level, along with some additional England Golf tools, can be used to better understand the existing members and visitors of each venue. This may help to establish a clearer picture of the overall facility landscape and how well it caters for the local demographic.

### **Golf summary**

- ◀ There are nine golf courses within Hertsmere, although only seven continue to operate.
- ◀ In addition, there are four driving ranges, located at Dyrham Park, Radlett Park, A1 Golf and Shire London golf clubs.
- ◀ The nine courses provide six nine-hole golf courses and seven 18-hole golf courses. However, one nine-hole course and one 18-hole course are no longer in operation after the closure of Bushey Golf & Country Club and Potters Bar Golf Club.
- ◀ Quality is considered to be good at all operational courses in the Borough.
- ◀ All clubs within the Borough provide clubhouse provision with an array of facilities, from clubhouses and bars to wedding venues.
- ◀ Only Hartsbourne Golf Club and Porters Park golf clubs have membership bases higher than the national average.
- ◀ In total, an average of 132,545 people are identified as current or potential users of golf courses within Hertsmere.
- ◀ The table above summarises that demand is likely to be highest for Dyrham Park Golf Club, with 186,050 potential users, followed by Shire London Golf Club, which has 174,167 potential users. Demand is lowest for Radlett Park Golf Club, which has 3,888 potential users.
- ◀ It is considered that the current supply of facilities in Hertsmere can meet current and future demand, with emphasis placed on ensuring sites are able to retain current members and users as well as assisting them in capitalising on any untapped demand and future demand.
- ◀ The creation of entry level, informal golf facilities such as FootGolf courses or shorter pitch and putt courses should be considered to capitalise on this untapped demand.

# HERTSMERE BOROUGH COUNCIL PLAYING PITCH ASSESSMENT

## PART 8: BOWLS

### 8.1: Introduction

All bowling greens in Hertsmere are flat green. Bowls England is the NGB for flat green bowls with overall responsibility for ensuring effective governance. Regionally, it is administered by the Hertfordshire Bowls.

The flat green bowling season runs from May to September.

#### **Consultation**

There are six bowling clubs identified in Hertsmere, four of which, completed an online survey in 2018 resulting in a 67% response rate. This is summarised in the table below.

Club name	Responded?
Borehamwood BC	No
Bushey BC	Yes
Harperbury BC	No
Potters Bar BC	Yes
Radlett BC	Yes
Met Police Bushey BC	Yes

### 8.2: Supply

There are seven bowling greens in Hertsmere located across seven sites, all of which, are available for community use.

However, the green located at Meadow Park is no longer used as a bowling green and is likely to be developed in the future to improve the infrastructure at the site. This may include increasing the current car parking provision and the addition of a café area on site.

*Table 8.1: Summary of the number of greens by analysis area*

Analysis area	Number of greens
Aldenham and Shenley	1
Borehamwood and Elstree	3
Bushey	2
Potters Bar	1
<b>Hertsmere</b>	<b>7</b>

As seen in the table above, three greens are located in the Borehamwood and Elstree Analysis Area whilst the Bushey Analysis Area has two greens. There is one green each in the Aldenham and Shenley and Potters Bar analysis areas.

The green located at Aberford Park (Borehamwood and Elstree) is a 4-rink, artificial green with a World Bowls Standard playing surface. The surface was completed and tested in December 2018 and will be used by Borehamwood BC for its 2019 fixtures.

Artificial flat bowling greens are surfaces which can be played on virtually all year round, with minimal maintenance in comparison to natural turf greens. These surfaces are available in four formats; needle punch, woven fabric, sand-filled and sand-dressed carpets.

# HERTSMERE BOROUGH COUNCIL

## PLAYING PITCH ASSESSMENT

The quality of these surfaces is regulated by World Bowls (WB), which provides a list of 'WB endorsed' surfaces, suppliers and installers on their website. By following maintenance guidelines and recommendations, artificial bowls surfaces are expected to last at least 10 years before replacement of the carpet is required.

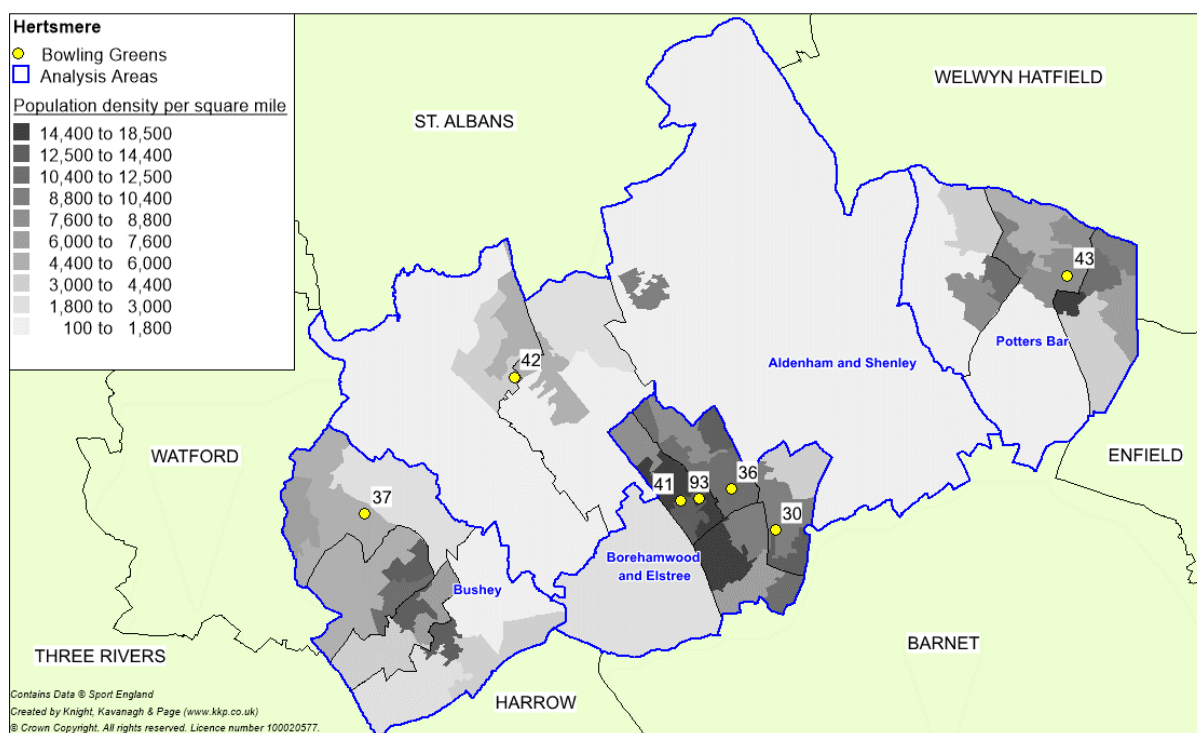
### Indoor bowls

Although there are no indoor bowls facilities in Hertsmere, all of Hertsmere's current population has access to an indoor bowls facility within a 30 minute drive. There are 10 indoor bowls facilities within 30 minutes' drive of Hertsmere; the number of rinks at each varies from two through to eight.

Consultation did not highlight any additional demand for indoor bowls in Hertsmere and English Indoor Bowling Association's view is that the existing clubs in neighbouring authorities can accommodate current and future demand.

Indoor bowls is further examined in the Indoor Leisure Facilities Needs Assessment that is being produced in conjunction with this report.

Figure 8.1: Flat greens in Hertsmere



# HERTSMERE BOROUGH COUNCIL PLAYING PITCH ASSESSMENT

Table 8.2: Key to map

Site ID	Site name	Analysis area	Number of greens
30	King George Recreation Ground	Bushey	1
36	Meadow Park	Borehamwood and Elstree	1
37	Metropolitan Police Sports Club Bushey	Bushey	1
41	Old Haberdashers Sports Club	Borehamwood and Elstree	1
42	Phillimore Recreation Ground	Aldenham and Shenley	1
43	Potters Bar Cricket Club	Potters Bar	1
93	Aberford Park	Borehamwood and Elstree	1

## Ownership/management

Of the four responsive bowling clubs in Hertsmere, two, own their respective greens. Both Radlett BC and Bushey BC have long-term lease agreements on their greens. Radlett BC lease its green from Aldenham Parish Council whereas Bushey BC lease its green from Hertsmere Borough Council.

## Quality

Following a non-technical assessment of greens in Hertsmere and consultation with clubs, six greens are assessed as good quality and one as poor quality. No greens were assessed as standard quality. The table below summarises the quality on a site-by-site basis.

Table 8.3: Summary of bowling green quality

Site ID	Site name	Number of greens	Quality of green
30	King George Recreation Ground	1	Good
36	Meadow Park	1	Good
37	Metropolitan Police Sports Club Bushey	1	Good
41	Old Haberdashers Sports Club	1	Poor
42	Phillimore Recreation Ground	1	Good
43	Potters Bar Cricket Club	1	Good
93	Aberford Park	1	Good

The issues affecting the green at Old Haberdashers Sports Club include signs of wear and tear and a slightly uneven surface.

The four responding clubs report that there has been an improvement in green quality since last season. In every case, this was due to enhanced maintenance regimes.

## Ancillary facilities

The four responding clubs in Hertsmere all have access to a clubhouse/pavilion on site and describe their ancillary facilities as good quality. Changing, toilet and clubhouse facilities at their respective sites are good or standard quality although only Bushey BC has access to shower facilities at its home green.



## HERTSMERE BOROUGH COUNCIL PLAYING PITCH ASSESSMENT

### *Bowls England grants<sup>30</sup>*

Provided a club is affiliated to the Bowls England it is eligible to apply for a club loan. These loans can relate to a variety of ancillary issues, include the following:

- ◀ Fencing
- ◀ Car Parking
- ◀ New Pavilion
- ◀ Changing rooms

Clubs can repay these loans interest free over an eight year period. The highest amount available is £20,000.

### ***Floodlighting***

No bowling clubs in Hertsmere are serviced by floodlighting. This means that opportunities for training and matches during evenings outside of the summer months is limited. However, floodlit bowling greens are relatively rare across the country and this should not necessarily be considered an issue.

## **8.3: Demand**

### ***Current demand***

There are six bowls clubs playing in Hertsmere, four of which, responded to consultation requests. Across the Borough, there is a current demand of 196 senior males, 144 senior females and one junior.

*Table 8.4: Current club membership for bowls clubs in Hertsmere*

Club name	Site	Current			
		Senior male	Senior female	Junior	Total
Metropolitan Police Bushey BC	Metropolitan Police Sports Club Bushey	13	27	-	40
Radlett BC	Phillimore Recreation Ground	46	23	-	69
Potters Bar BC	Potters Bar Cricket Club	81	57	1	139
Bushey BC	King George Recreation Ground	56	37	-	93
<b>Total</b>		<b>196</b>	<b>144</b>	<b>1</b>	<b>341</b>

Despite there being a decline in senior membership for bowls nationally, three of the four responding bowls clubs in Hertsmere report that membership levels have increased over the last three years. Bushey BC is the single exception to this, as its membership has remained consistent. Potters Bar BC is the largest club in the area with 139 members in total. In contrast, Metropolitan Police Bushey BC is the smallest club with 40 members in total.

<sup>30</sup> <https://www.bowlsengland.com/for-clubs/club-loans>

# HERTSMERE BOROUGH COUNCIL

## PLAYING PITCH ASSESSMENT

### ***Future demand***

Using ONS projections (to 2036)<sup>31</sup>, the number of persons aged 65 and over living in Hertsmere is likely to increase continuously from 19,116 in 2018 to 27,363 in 2036, representing an increase of 43%. Due to this age band being the most likely to play bowls, demand for bowling greens is likely to increase slightly in the future or at least remain static.

Further to this, all responding bowls clubs indicate ambitions to increase their current membership base. Of these clubs, none report having a waiting list.

*Table 8.5: Summary of club future demand aspirations*

Club name	Future growth
Metropolitan Police Bushey BC	20 senior and 10 junior members
Radlett BC	20 senior members
Potters Bar BC	10 senior and five junior members
Bushey BC	12 senior members

### ***Latent demand***

Sport England's Segmentation Tool enables analysis of 'the percentage of adults that would like to participate in bowls but are not currently doing so'. The tool identifies latent demand of 154 people who would like to participate in the sport within Hertsmere. The most dominant segment is 'Ralph & Phyllis' – Comfortable Retired Couples (24%).

In comparison to the other West Herts authorities, this is similar to Three Rivers where there is latent demand of 137 people identified. However, this is considerably lower than Dacorum, where there is latent demand of 225 people.

Notwithstanding the above, none of bowling clubs in Hertsmere are reported as being at capacity, with all clubs willing to accept new members. As such, it is considered that anyone within the Borough that would like to start participating could do so at the clubs and greens already in existence.

## **8.4: Supply and demand analysis**

Although Bowls England does not have any specific guidance on bowling green capacity, it does recognise that any outdoor bowls club (six rinks) that doesn't have 60 members would have 'capacity' to accommodate more members. On this basis, we have used 60 members as a guide to whether greens may be overplayed or requires further investigation to fully determine its capacity. Further to this, as a guide, at least 20 members are required for a green to generally be sustainable.

<sup>31</sup> ONS projections do not take into account housing growth and as a result, projections may result in an under-estimate of future demand.

# HERTSMERE BOROUGH COUNCIL PLAYING PITCH ASSESSMENT

Table 8.6: Supply and demand balance

Site ID	Site name	Clubs	No. of current members	Guide capacity (members)	Current capacity (members)	Future demand (members)	Future capacity (members)
30	King George Recreation Ground	Bushey BC	93	60	33	12	45
37	Metropolitan Police Sports Club Bushey	Metropolitan Police Bushey BC	40	60	20	30	10
42	Phillimore Recreation Ground	Radlett BC	69	60	9	20	29
43	Potters Bar Cricket Club	Potters Bar BC	139	60	79	15	94

## 8.5: Conclusions

Metropolitan Police Sports Club Bushey is considered to have more capacity to cater for additional members. Although the green at Phillimore Recreation Ground has just over 60 members (69), it is not considered to be overplayed and can adequately accommodate current demand particularly as the green is good quality.

The greens located at King George Recreation Ground and Potters Bar Cricket Club both accommodate well over 60 members, however, neither club reports the need to access additional provision. As such this is not considered to be an issue, particularly as both greens are good quality and adequately able to accommodate such levels of demand.

Taking the above into account, the Strategy will further explore the need to bring back into use at Old Haberdashers Sports Club and for greater use of the artificial green located at Aberford Park.

### Bowls summary

- ◀ There are seven flat outdoor bowling greens located across seven sites in Hertsmere, none of which are floodlit.
- ◀ One of the seven outdoor greens, one is an artificial green which was part provided using CIL investment.
- ◀ There are three greens in the Borehamwood and Elstree Analysis Area whilst the Bushey Analysis Area has two greens. There is one green each in the Aldenham and Shenley and Potters Bar analysis areas.
- ◀ Six greens are assessed as good quality and one as poor quality.
- ◀ All responding clubs describe the ancillary facilities at their home venues as good quality.
- ◀ There are six bowls clubs playing in Hertsmere, four of which, responded to consultation. Potters Bar BC is the largest club in the area with 139 members in total. In contrast, Metropolitan Police Bushey BC is the smallest club with 40 members in total.
- ◀ All responding clubs aspire to increase membership by a total of 62 senior members and 15 junior members.
- ◀ Metropolitan Police Sports Club Bushey is considered to have more capacity to cater for additional members.
- ◀ Although the green at Phillimore Recreation Ground has just over 60 members, it is not considered to be overplayed particularly as the green is good quality.
- ◀ Although greens at King George Recreation Ground and Potters Bar Cricket Club accommodate significantly more than 60 members, neither club is considered to be overplayed.
- ◀ The Strategy will further explore the need to bring back into use at Old Haberdashers Sports Club and for greater use of the artificial green located at Aberford Park.

# HERTSMERE BOROUGH COUNCIL

## PLAYING PITCH ASSESSMENT

### PART 9: TENNIS

#### 9.1: Introduction

The Lawn Tennis Association (LTA) is the organisation responsible for the governance of tennis and administers the sport locally across Hertsmere. The LTA has recently restructured its strategic approach to targeting a number of national focus areas, with a priority on developing tennis at park sites.

The Padel Association (British Padel) is a members association which was formed to govern the sport of Padel throughout the United Kingdom. It is a not-for-profit organisation which receives no public funding.

#### **Consultation**

There are four clubs playing within Hertsmere. Consultation was renewed in 2018 with Elstree LTC. However, to avoid consultation fatigue, it was agreed not to consult with all clubs again following the consultation carried out as part of the 2017 Hertsmere PPS. Further to this, Hertfordshire Tennis helped to update the demand information.

#### 9.2: Supply

There are 113 tennis courts identified in Hertsmere across 30 sites, with 73 of these being available for community use.

Due to redevelopment currently taking place at Hertswood Academy, the courts located on site are currently unavailable for community use. These courts will be improved as part of the planned redevelopment of the site and will be available once this is complete.

Radlett LTC is currently exploring options of improving its facility offering, either through increasing the current number of outdoor courts or adding the provision of indoor courts.

*Table 9.1: Summary of the number of courts by analysis area*

Analysis area	Courts available for community use	Courts unavailable for community use
Aldenham and Shenley	14	17
Borehamwood and Elstree	9	3
Bushey	23	16
Potters Bar	20	4
<b>Hertsmere</b>	<b>73</b>	<b>40</b>

In addition to the above, there are also three padel courts located at Bushey Grove Leisure Centre.

The Bushey Analysis Area contains the largest number of tennis courts with 39, however, only 23 of these are available for community use. The Borehamwood and Elstree Analysis Area has the lowest amount of tennis provision, with 12 courts in the Area.

For the purposes of this report, availability for community use refers to courts in public, voluntary, private or commercial ownership or management recorded as being available for hire by individuals, teams or clubs. This also includes availability for social use or pay and play. Solely

# HERTSMERE BOROUGH COUNCIL PLAYING PITCH ASSESSMENT

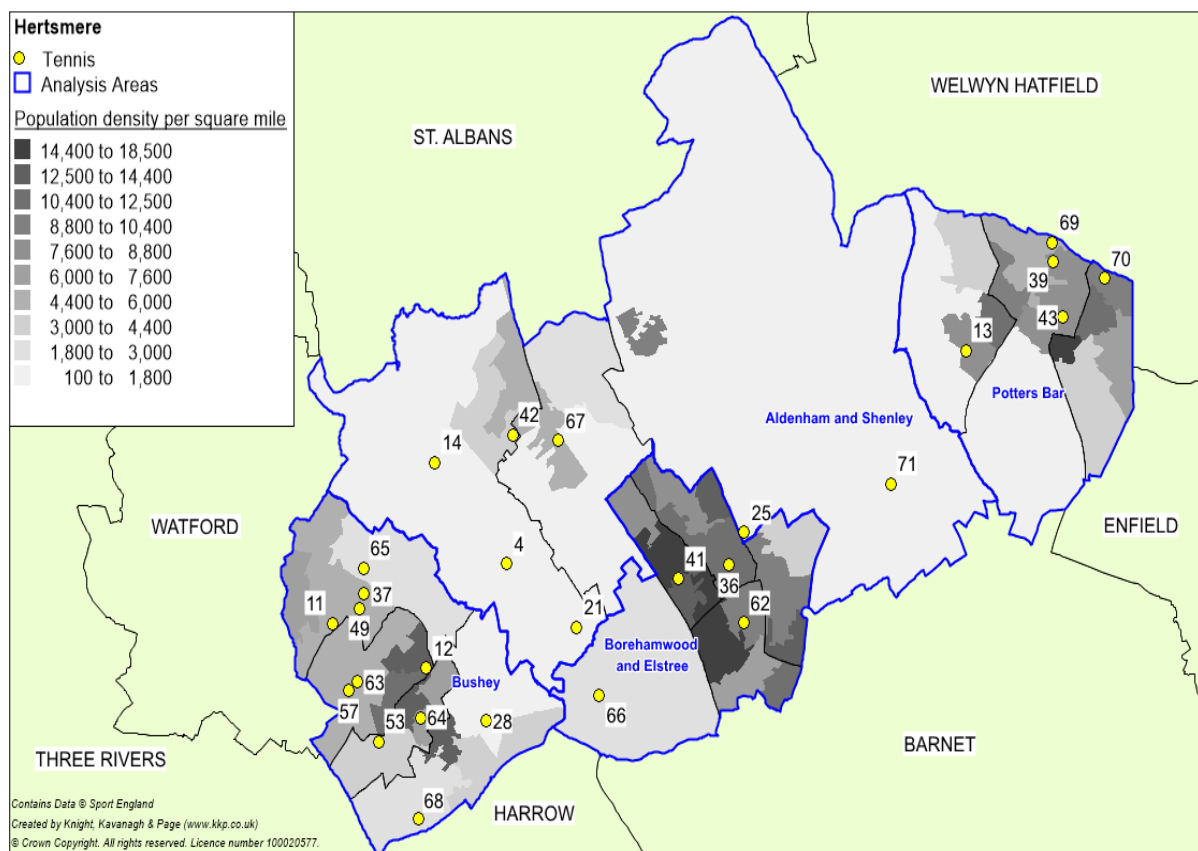
## Indoor courts

There is one indoor tennis facility in Hertsmere; David Lloyd Club, Bushey (please also note the Club has six outdoor courts) and is the only facility 30 minutes' drive time. However, consultation identifies that there are membership fees to join David Lloyd in the region of £140 per month. Pay and play opportunities are not available at the facility.

Indoor tennis is further examined in the Indoor Leisure Facilities Needs Assessment that is being produced in conjunction with this report.

The map below identifies the location of current outdoor tennis courts in Hertsmere.

Figure 9.1: Location of tennis courts in Hertsmere.



## HERTSMERE BOROUGH COUNCIL PLAYING PITCH ASSESSMENT

Table 9.2: Summary of provision site by site

Site ID	Site name	Analysis area	Management	Community use?	No. of courts	Floodlit?	Court type
4	Aldenham Sports Centre	Aldenham and Shenley	Education	No	3	No	Macadam
11	Bushey Grove Leisure Centre	Bushey	Commercial	Yes	2	Yes	Macadam
					3 <sup>32</sup>	Yes	Artificial
12	Bushey Meads School	Bushey	Education	No	4	No	Artificial
13	Dame Alice Owen's School	Potters Bar	Education	Yes	6	No	Macadam
14	Edge Grove Preparatory School	Aldenham and Shenley	Education	No	2	No	Macadam
21	Haberdashers Askes School for Girls	Aldenham and Shenley	Education	No	9	Yes	Macadam
25	Hertswood Academy (Lower Site)	Aldenham and Shenley	Education	No	3	No	Macadam
28	Immanuel College	Bushey	Education	No	5	No	Macadam
30	King George Recreation Ground	Bushey	Council	Yes	4	No	Macadam
36	Meadow Park	Borehamwood and Elstree	Council	Yes	2	No	Macadam
37	Metropolitan Police Sports Club Bushey	Bushey	Sports Club	Yes	6	No	Macadam
39	Mount Grace School	Potters Bar	Education	Yes	8	No	Macadam
41	Old Haberdashers Sports Club	Borehamwood and Elstree	Sports Club	Yes	1	No	Macadam
42	Phillimore Recreation Ground	Aldenham and Shenley	Council	Yes	1	No	Macadam
43	Potters Bar Tennis Club	Potters Bar	Sports Club	Yes	6	Yes	Macadam
48	Queen's School (North)	Bushey	Education	Yes	6	Yes	Macadam
53	St Margaret's School	Bushey	Education	No	4	Yes	Artificial
				Yes	2	Yes	Artificial
57	The Bushey Arena	Bushey	Education	Yes	4	Yes	Macadam
62	Yavneh College Sports Centre	Borehamwood and	Education	No	3	No	Macadam

<sup>32</sup> Padel tennis courts.

## HERTSMERE BOROUGH COUNCIL PLAYING PITCH ASSESSMENT

Site ID	Site name	Analysis area	Management	Community use?	No. of courts	Floodlit?	Court type
		Elstree					
63	Falconer School	Bushey	Education	No	3	No	Macadam
64	King George Recreation Ground	Bushey	Council	Yes	4	No	Macadam
65	David Lloyd Club (Bushey) <sup>33</sup>	Bushey	Commercial	Yes	5	No	Artificial
66	Elstree Tennis Club	Borehamwood and Elstree	Sports Club	Yes	3	Yes	Macadam
					3	Yes	Artificial
67	Radlett Lawn Tennis & Squash Club	Aldenham and Shenley	Sports Club	Yes	9	Partially	Artificial
					2	No	Macadam
68	Hartsbourne Golf & Country Club	Bushey	Sports Club	Yes	1	No	Macadam
69	Lochinver House School	Potters Bar	Education	No	2	No	Macadam
70	Stormont School	Potters Bar	Education	No	2	No	Macadam
71	Dyrham Park Country Club	Aldenham and Shenley	Sports Club	Yes	2	No	Macadam

<sup>33</sup> David Lloyd Club (Bushey) also has 13 indoor courts on site.



# HERTSMERE BOROUGH COUNCIL PLAYING PITCH ASSESSMENT

## Ownership and management

Elstree TC indicates no issues with its current ownership and management as its site and courts are owned and maintained by the Club. The remaining community courts are managed either through the Council (six courts), Parish Council (one court), education centres (26 courts) or commercial organisations (seven courts).

Table 9.3: Courts available for community use by ownership

Council	Sports club	Commercial	Education
7	33	7	26

## Floodlighting

Floodlit courts enable use throughout the year and are identified by the LTA as being particularly crucial for club development. In Hertsmere there are 32 floodlit courts available for community usage across the Borough. These are located at the following sites:

- ✦ Bushey Grove Leisure Centre
- ✦ St Margaret's School
- ✦ Elstree Tennis Club
- ✦ Queen's School (North)
- ✦ Potters Bar Tennis Club
- ✦ The Bushey Arena
- ✦ Radlett Lawn Tennis & Squash Club

## Court type

The majority of courts in Hertsmere have a macadam surface. The estimated lifespan of a macadam court is ten years, depending on levels of use and maintenance levels. To ensure courts can continue to be used beyond this time frame, it is recommended that a sinking fund is put into place for eventual refurbishment. The LTA reports that this should cost £1,200 a year per macadam court (which includes on-going maintenance costs).

The remaining courts have an artificial turf surface (sand-based). Such provision generally allows for greater levels of access, especially during inclement weather spells, as well as requiring less frequent maintenance. Nevertheless, the cost of resurfacing the courts is more expensive despite the lifespan being similar.

## Quality

Following a non-technical assessment, 37 community available courts are assessed as good quality, 16 as standard quality and 20 as poor quality.

Table 9.4: Summary of community available court quality

Good	Standard	Poor
37	16	20

Most poor quality courts in Hertsmere are located at education sites including Dame Alice Owens School and Mount Grace School. The courts at Dame Alice Owens School are in need of resurfacing, which will be completed after the construction of its new sports hall, as building materials will be stored on the tennis courts during the development. Similarly, the courts at Mount Grace School are rated as poor quality due to loose gravel and a slightly damaged surface. Therefore, these courts may also require resurfacing.

The courts located at Hertswood Academy are likely to be good quality when they become available for community usage after the redevelopment of the site.

## HERTSMERE BOROUGH COUNCIL PLAYING PITCH ASSESSMENT

Two out of three Council operated sites, King George Recreation Ground and Meadow Park, are also rated as poor quality. The maintenance of these courts is basic and infrequent, as opposed to club and privately maintained courts that tend to receive more specialised and dedicated work.

Improving park courts is a national priority for the LTA; however, it reports that unless tennis courts are supported by changing facilities, a café and floodlighting, it becomes more difficult to operate a sustainable tennis programme, which therefore makes it more difficult to generate external investment. The LTA also advocates that sites with a minimum of four courts are likely to be more sustainable.

Consultation with Hertsmere Borough Council identifies that both King George Recreation Ground and Meadow Park are listed for potential improvement. On a wider scale, the Council is currently exploring the potential of implementing ClubSpark at all its sites.

All courts located at club sites, Potters Bar Tennis Club, David Lloyd Club, Elstree Tennis Club and Radlett Lawn Tennis & Squash Club, are assessed as good quality. A breakdown of quality at each site is presented below.

*Table 9.5: Site by site quality ratings (community use only)*

Site ID	Site name	Analysis area	No. of courts	Assessed court quality
11	Bushey Grove Leisure Centre	Bushey	2	Standard
13	Dame Alice Owen's School	Potters Bar	6	Poor
30	King George Recreation Ground	Bushey	4	Poor
36	Meadow Park	Borehamwood and Elstree	2	Poor
37	Metropolitan Police Sports Club Bushey	Bushey	6	Standard
39	Mount Grace School	Potters Bar	8	Poor
41	Old Haberdashers Sports Club	Borehamwood and Elstree	1	Standard
42	Phillimore Recreation Ground	Aldenham and Shenley	1	Standard
43	Potters Bar Tennis Club	Potters Bar	6	Good
48	Queen's North (South)	Bushey	6	Good
53	St Margaret's School	Bushey	2	Standard
57	The Bushey Arena	Bushey	4	Standard
65	David Lloyd Club (Bushey)	Bushey	5	Good
66	Elstree Tennis Club	Borehamwood and Elstree	6	Good
67	Radlett Lawn Tennis & Squash Club	Aldenham and Shenley	11	Good
68	Hartsbourne Golf & Country Club	Bushey	1	Good
71	Dyrham Park Country Club	Aldenham and Shenley	2	Good

As evidenced, all courts that are unavailable for community use are located at education sites. This can be due to variety of reasons, such as a lack of local demand for court usage, high staff costs to enable community usage or a preference to preserve court quality for curricular use.

# HERTSMERE BOROUGH COUNCIL

## PLAYING PITCH ASSESSMENT

### ***Ancillary provision***

Elstree LTC indicate no issues with its ancillary provision on site, reporting good quality changing facilities and a good amount of car parking.

### **9.3: Demand**

Combined membership of the four clubs equates to a total of 2,084 members, which is derived from 1,462 senior members and 622 junior members. Updated membership information was provided by the LTA.

The North London Padel Club is also located in Hertsmere and is based at the Bushey Grove Leisure Centre.

*Table 9.6: Summary of club membership*

Name of club	Number of members		
	Seniors	Juniors	Total
David Lloyd Club Bushey TC	750	300	1,050
Potters Bar TC	175	92	267
Radlett LTC	442	218	660
Elstree LTC	95	12	107
<b>Total</b>	<b>1,462</b>	<b>622</b>	<b>2,084</b>

The largest club is David Lloyd Club Bushey TC, with 1,050 total members; the smallest club is Elstree LTC, with 107 members. Radlett LTC and Potters Bar TC has 660 members and 267 members respectively.

### ***Latent demand***

Latent demand refers to potential demand; individuals who would like to participate within the sport but do not do so. This can be for a variety of reasons including a lack courts or appropriate facilities. There is no identified latent demand in Hertsmere.

Additionally, Sport England's Market Segmentation Tool<sup>34</sup> enables an analysis of 'the percentage of adults that would like to participate in tennis within Hertsmere, but are not currently doing so'. The tool identifies latent demand of 2,008 people, 310 (15.4%) of which are within the segment 'Tim – settling down males'.

In comparison to the other West Herts authorities, this is similar to Three Rivers with latent demand of 1,849 people identified but lower than Dacorum, where there is latent demand of 2,847 people.

### ***Future demand***

Elstree LTC indicates plans to increase membership but did not quantify this ambition. Similarly, Radlett LTC reports ambitions to increase its membership base in the previous 2017 Playing Pitch Strategy although this was also not quantified.

### ***Parks tennis***

Parks tennis leagues are less formal in comparison to established club play, offering greater flexibility and an opportunity for all abilities to engage in competition at local venues. The

<sup>34</sup> See Appendix 2

## HERTSMERE BOROUGH COUNCIL PLAYING PITCH ASSESSMENT

---

leagues are run by Local Tennis Leagues which affiliates to the LTA and are available to all aged 18 years and above, with administration and support based online. Players are organised into mixed sex leagues of eight based on similar ability levels, with matches arranged between the two players at whatever time and court is agreed. The flexibility of play is conducive to the use of park sites which are typically more easily accessible.

There is not a Parks Tennis League currently operating in Hertsmere, with the closest located in neighbouring authorities of St Albans and the London Borough of Barnet.

### ***Tennis Tuesdays***

After being trialled in London in 2014, the LTA launched Tennis Tuesdays in partnership with sportswear brand Nike. The initiative focuses on increasing women's participation in tennis and skill development with a key fundamental social element, seeking to engage women in new and innovative ways to help break down barriers to female participation. Sessions are available to all abilities and are structured based on four ability levels ranging from beginner to advanced, each week based on one of six themes ranging from improving specific techniques to tactical awareness and match play. Sessions run from May to October, taking place every Tuesday evening for an hour.

As it stands there are no Tennis Tuesdays sessions running within Hertsmere, with the closest session operating in the London Borough of Hillingdon.

### ***Tennis for Kids<sup>35</sup>***

Tennis for Kids is a six week coaching offer for children that have never played tennis before and is identified as a priority by the LTA. For £25, kids get six weeks coaching by an LTA Accredited coach, along with a free racket, pack of balls and personalised t-shirt so that they can continue playing. To date nearly 25,000 kids have participated in the Tennis for Kids programme this year.

There are currently no Tennis for Kids programmes operating in Hertsmere, with the nearest programme running in the London Borough of Harrow.

---

<sup>35</sup> <https://clubspark.lta.org.uk/tennisforkids>

# HERTSMERE BOROUGH COUNCIL

## PLAYING PITCH ASSESSMENT

---

### ***Tennis for Free***<sup>36</sup>

Tennis for Free is a community sports charity that work in partnership with the LTA. The charity delivers free, fully inclusive weekly coaching sessions for all ages and abilities in local communities across the UK, especially those in low income areas. Tennis for Free offer a package for local authorities and court operators that includes financial support for local LTA Accredited coaches to deliver the sessions, tennis equipment for attendees and coaches and promotional support. Sessions are typically delivered across three courts, although the charity have recently launched 'Tennis for Free Lite', to unlock the large number of two court community venues that could benefit from the offer.

Through its offer it aims to:

- ◆ Reinvigorate under-used public facilities
- ◆ Make tennis a sport for all
- ◆ Make tennis more financially accessible in the UK
- ◆ Improve the physical and mental wellbeing of local communities through tennis.

There are currently no Tennis for Free sessions operating in Hertsmere, with the nearest session operating in Cassiobury Park, Watford. However, there is a planned launch of Tennis for Free in Bushey and Borehamwood in May 2019.

### ***Great British Tennis Weekend***<sup>37</sup>

The Great British Tennis Weekend is an LTA initiative which all registered venues can access. Clubs have the ability to sign up to host open days, which are free of charge, and create a relaxed and welcoming environment for those new to tennis to participate. This in turn can potentially lead to the clubs attracting new members.

The LTA hosts two dedicated weekends a year which are the UK's biggest public tennis events. Furthermore, venues are able to run additional events outside these dates and will benefit from their events being promoted on the national LTA campaign website. All clubs running an open day are asked to promote a follow on offer to all attendees, such as a reduced rate introductory membership or a number of free coaching sessions, to encourage people to continue playing after the event.

There are currently no open days operating in Hertsmere, with the closest event running in Ilford.

### ***Informal tennis***

It is considered that all community available courts in Hertsmere that are not accessed by clubs have spare capacity for a growth in demand, although this is difficult to quantify as use is not recorded at every site due to many being open access. It is generally considered that courts are at their busiest during summer months, with little activity taking place outside of this.

The venue management software Clubspark, developed by Sportslabs in partnership with the LTA could be explored at education and park sites in order to track court usage. This is not currently in place at any sites within Hertsmere although discussions are on-going.

---

<sup>36</sup> <https://www.tennisforfree.com/index.php>

<sup>37</sup> [www.lta.org.uk/gbtw](http://www.lta.org.uk/gbtw).

### *LTA Clubspark Programme*

LTA insight has identified unclear, lengthy or analogue booking journeys to be a significant barrier to people getting on court more often. As a result, it has recently developed a venue management system called Clubspark in order to improve the customer journey for people wanting to get on court at club, community and education sites.

Instead of providing open access, an online booking system (Clubspark) allows members and pay and play users access through the use of a fob or access code system via electronic gates. Not only does this deter misuse use of courts but it also allows genuine tennis participation to be more effectively tracked and monitored, thus providing data on how well and how often courts are being accessed and used.

This online booking system sends an automated email as evidence as part of a self-policing system for managing court bookings.

Nationally, the LTA reports that over 2,000 hours of court time were booked in 2016 by a database of over 2,000 people held on Clubspark. Another advantage of securing access is to make tennis courts revenue generating rather than open access, with the income generation forming a sinking fund for the repair and eventual resurfacing of the courts at each site, thus making courts more sustainable in the long-term.

Hertsmere Borough Council is currently exploring the feasibility of implementing Clubspark at all Council operated sites, alongside potential improvement of the courts located at King George Recreation Ground and Meadow Park.

### ***Padel Tennis – North London Padel Club***

Through a partnership with InspireAll, the North London Padel Club was given the opportunity to build new, state-of-the-art padel courts at Bushey Grove Leisure Centre. The courts were completed in 2013 and they are well maintained, easily accessible and can be booked by members or non-members.

### *Pay and play*

All clubs are asked to provide information in regard to whether their courts are available for pay and play when they register with the LTA. Using this, in Hertsmere, only Elstree and Radlett lawn tennis clubs offer pay and play. This is featured on the LTA's Find a Court Tool, typically used by non-club members to identify local opportunities to play. The LTA strongly encourage tennis clubs to ensure that this information is kept up to date.

It should be noted that clubs which offer pay and play tennis can generate additional income and usage of courts, as well as helping them attract potential future members.

## **9.4: Supply and demand analysis**

The LTA suggests that a non-floodlit hard court can accommodate a maximum of 40 members, whereas a floodlit hard court can accommodate 60 members. Indoor courts can accommodate 200 members with air domed courts being able to host 100. Using these figures, the table below analyses whether or not courts currently in use by clubs are sufficient to meet both current and future demand.

## HERTSMERE BOROUGH COUNCIL PLAYING PITCH ASSESSMENT

Table 9.7: Summary of supply and demand

Site ID	Site name	Current demand	Recommended site capacity	Capacity rating
43	Potters Bar Tennis Club	267	360	93
65	David Lloyd Club (Bushey)	1,050	1,300	250
66	Elstree Tennis Club	107	360	253
67	Radlett Lawn Tennis & Squash Club	660	560	100

As seen in the table above, there is sufficient supply of courts at Potters Bar Tennis Club, David Lloyd Club (Bushey) and Elstree Tennis Club to meet current and future demand. Radlett Lawn Tennis & Squash Club is identified as having significant overplay. However, the Club is currently in the process of adding floodlights to three more courts on site. This would reduce the overplay to 40 members.

As all remaining non-club courts are deemed to have spare capacity, some significant, and therefore, focus should be on increasing participation and maximising use, particularly at Elstree TC.

Further to this, improving the quality of publicly accessible courts to a suitable standard for informal play and introducing LTA initiatives at sites should also be a priority in Hertsmere.

### Tennis summary

- There are 113 tennis courts identified in Hertsmere across 30 sites, with 73 of the courts being available for community use.
- The Bushey Analysis Area has the largest amount of provision with 39 courts and the Borehamwood and Elstree Analysis Area contains the least amount of provision with 12 courts.
- All courts that are unavailable for community use are located at education sites. This may be due to variety of reasons, such as a lack of local demand for court usage, high staff costs to enable community usage or a preference to preserve court quality for curricular use.
- In addition to this, there are three padel courts located at Bushey Grove Leisure Centre.
- No clubs' express concerns with regards to security of tenure.
- Each club is serviced by some level of floodlit provision, with 32 floodlit courts existing across the Borough.
- Of the community available courts, 54 have a macadam surface and the remaining 19 have an artificial turf surface.
- There are 37 community available courts are assessed as good quality, 16 as standard quality and 20 as poor quality.
- Combined membership of the four clubs equates to a total of 2,084 members, which is derived from 1,462 senior members and 622 junior members.
- Only two clubs offer pay and play at their respective sites, Elstree Tennis Club and Radlett Lawn Tennis & Squash Club.
- No informal demand for tennis has been identified in the Borough as usage of open access courts is rarely recorded and no LTA initiatives are currently operating in Hertsmere.
- There is sufficient supply of courts at three of the four club sites. The courts at Radlett Lawn Tennis & Squash Club are significantly overplayed. However, this will be reduced after floodlights are installed on three more courts.
- As all remaining non-club courts are deemed to have spare capacity, focus should be on improving quality to an adequate standard for informal play.



### **PART 10: NETBALL**

#### **10.1: Introduction**

England Netball governs netball in England. Levels of participation are quickly increasing, with over 100,000 affiliated members and at least one million women and girls playing during a typical week. The NGB's aim is to provide its members and partners with the best possible service and experience in sport.

Nationally, netball activity takes place both indoors and outdoors. England Netball is currently working on delivering its new five-year plan, Your Game Your Way. Its mission is for netball to be played in a diverse range of ideal environments that inspire and enable participation, growth and world class performance. It is to achieve this mission through directing tailored programmes to each of its segments of participation, which are:

- ◀ Minis, returners, adult casual, youth social and recreational
- ◀ I Heart Netballers, Hooked on Netball
- ◀ Hooked on netball, Aspiring to perform, Talented youth and developing excellence
- ◀ Elite and high performance, aspiring to perform, Talented youth and developing excellence

#### ***Consultation***

To avoid consultation fatigue, it was agreed not to consult with clubs and users again following the consultation carried out as part of the 2017 Hertsmere PPS. However, consultation was undertaken with England Netball to update the strategic understanding of local facility provision and demand. Complimentary information was collected through online research.

#### **10.2: Supply**

In total, there are 76 outdoor netball courts located across 41 sites in Hertsmere. Of which, 45 (59%) are assessed as standard quality, 14 are assessed as good quality (19%) and the remaining 17 (22%) courts are assessed as poor quality. Of the 76 courts in Hertsmere, 27 (36%) state they are available for community use.

Generally, schools do not allow their courts to be available for community use. This can be due to variety of reasons, such as a lack of local demand for court usage, lack of floodlighting, high staff costs to enable community usage or a preference to preserve court quality for curricular use.

In addition, there are also multi-use courts located at Meadow Park and King George Recreation Ground. Both of these courts have netball nets installed, however, they would require some level of reconfiguration to be suitable for netball use.

#### ***Indoor courts***

Bushey Meads School, Dame Alice Owen's School, Furzefield Centre, St Margaret's Sports Centre and The Bushey Arena all also offer indoor netball. This is through a mixture of Uplay netball (junior netball), Back to Netball, Walking Netball and club training sessions.

Netball clubs prefer to train indoors in the area, however, they report difficulty in Hertsmere in obtaining the preferred times and days due to demand from other sports. Indoor netball is further examined in the Indoor Leisure Facilities Needs Assessment that is being produced in conjunction with this report.

# HERTSMERE BOROUGH COUNCIL PLAYING PITCH ASSESSMENT

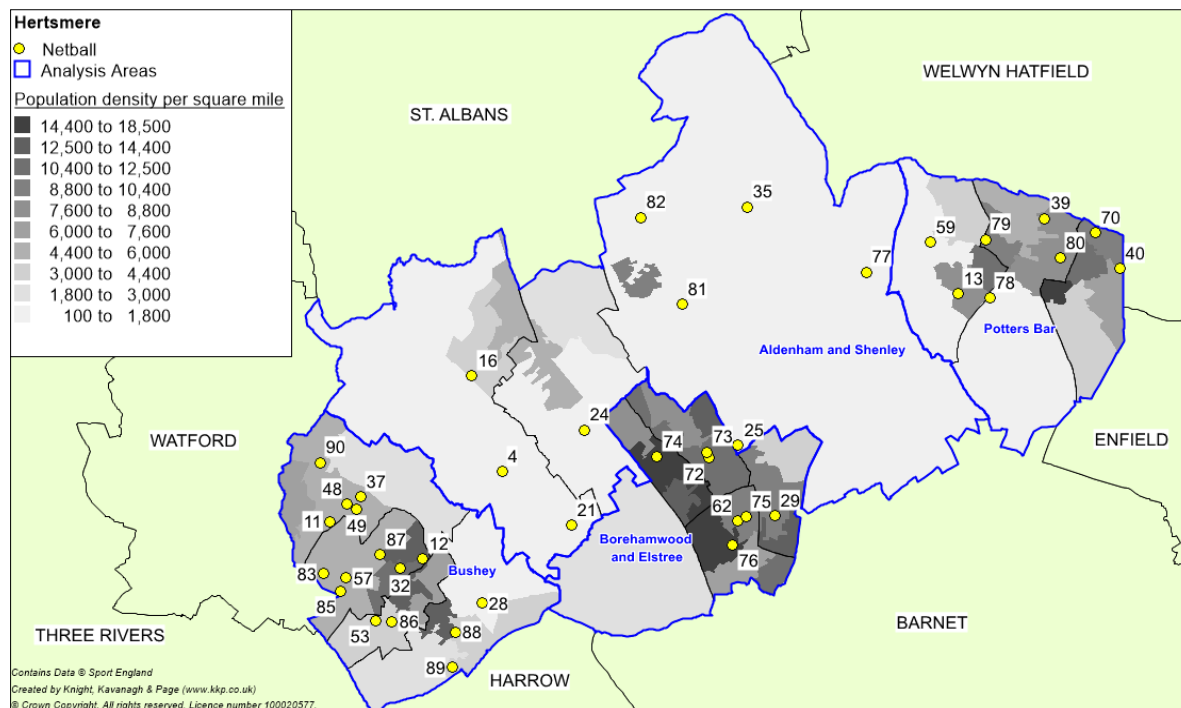


Figure 10.1: Location of outdoor netball courts in Hertsmere

Table 10.1: Netball courts in Hertsmere

Site ID	Site name	Analysis area	Available for community use?	No. of courts	Court quality
4	Aldenham Sports Centre	Aldenham and Shenley	No	2	Standard
11	Bushey Grove Leisure Centre	Bushey	Yes	2	Poor
12	Bushey Meads School	Bushey	No	3	Standard
13	Dame Alice Owen's School	Potters Bar	Yes	4	Poor
16	Fair Field Junior School	Aldenham and Shenley	No	2	Standard
21	Haberdashers Askes School for Girls	Aldenham and Shenley	No	8	Good
24	Hertsmere Jewish Primary School	Aldenham and Shenley	No	1	Standard
25	Hertswood Academy (Lower Site)	Aldenham and Shenley	No	5	Poor
28	Immanuel College	Bushey	No	2	Standard
29	Kenilworth Primary School	Borehamwood and Elstree	No	1	Standard
32	Little Reddings Primary School	Bushey	Yes	1	Standard
35	Manor Lodge School	Aldenham and Shenley	No	1	Good
37	Metropolitan Police Sports Club Bushey	Bushey	Yes	2	Standard
39	Mount Grace School	Potters Bar	Yes	2	Poor
40	Oakmere School	Potters Bar	Yes	2	Standard
48	Queen's School (North)	Bushey	Yes	4	Good
49	Queen's School (South)	Bushey	Yes	1	Good
53	St Margaret's School	Bushey	No	3	Standard

## HERTSMERE BOROUGH COUNCIL PLAYING PITCH ASSESSMENT

Site ID	Site name	Analysis area	Available for community use?	No. of courts	Court quality
			Yes	2	Standard
57	The Bushey Arena	Bushey	Yes	3	Standard
59	The Wroxham School	Potters Bar	Yes	2	Standard
62	Yavneh College Sports Centre	Borehamwood and Elstree	No	3	Standard
70	Stormont School	Potters Bar	No	1	Standard
72	Cowley Hill School	Borehamwood and Elstree	No	1	Standard
73	Woodlands Primary School	Borehamwood and Elstree	No	1	Standard
74	Meryfield Community Primary School	Borehamwood and Elstree	No	1	Poor
75	Monksmead School	Borehamwood and Elstree	No	1	Standard
76	Summerswood Primary School	Borehamwood and Elstree	No	1	Poor
77	St Giles C of E Primary School	Aldenham and Shenley	No	1	Standard
78	Pope Paul Catholic Primary School	Potters Bar	No	2	Standard
79	Cranborne Primary School	Potters Bar	No	1	Poor
80	Ladbroke JMI School	Potters Bar	No	1	Standard
81	Shenley Primary School	Aldenham and Shenley	Yes	1	Poor
82	Clore Shalom School	Aldenham and Shenley	No	1	Standard
83	Bushey Manor Junior School	Bushey	No	1	Standard
85	Sacred Heart Catholic Primary School	Bushey	Yes	1	Standard
86	Ashfield Junior School	Bushey	No	1	Standard
87	Bournehall Primary School	Bushey	No	1	Standard
88	Bushey Heath Primary School	Bushey	No	1	Standard
89	Hartsbourne Primary School	Bushey	Yes	1	Standard
90	Highwood Primary School	Bushey	No	2	Standard

Of the 27 courts available for community use in Hertsmere, the only site accessed regularly for community netball is Dame Alice Owens School. The courts at this site are poor quality due to poor surface quality and high levels of informal play, not associated with netball. Further to this, it is noted that previous demand at Bushey Grove Leisure Centre has stopped due to courts not being considered safe for competitive netball programmes.

### **Over marking**

Whilst it does help with usage levels and sustainability, an issue for netball nationally is that many of its courts are dual use tennis courts. This limits accessibility (especially during the summer when tennis nets are often permanently in place) and can impact on quality due to higher levels of wear and tear. Of the community available netball courts in Hertsmere, Little Reddings Primary School, Queen's School (North), The Wroxham School, Shenley Primary School, Sacred Heart Catholic Primary School and Hartsbourne Primary School have dedicated netball courts.

### **Court type**

All of the outdoor netball courts in Hertsmere are identified as having a macadam surface.

The estimated lifespan of a macadam court is ten years, depending on levels of use and maintenance levels. To ensure courts can continue to be used beyond this time frame, it is recommended that a sinking fund is put into place for eventual refurbishment. Artificial courts generally allow for greater levels of access, especially during inclement weather spells, as well as requiring less frequent maintenance. Nevertheless, the cost of resurfacing the courts is more expensive despite the lifespan being similar.

### **10.3: Demand**

Two netball clubs; JNA Netball Club and Breezers Netball Club, are identified as playing in Hertsmere, however, Breezers Netball Club plays and trains on indoor courts at St Margaret's School Sports Centre. Therefore, this is covered in more detail in the accompanying Indoor Sports Facilities Report.

JNA Netball Club has approximately 60 members and reports approximately 20 attendees. The 'Adult' section is Back2Netball has approximately 14 attendees and numbers are not included within the membership numbers. The Club currently trains indoors at both Aldenham School and occasionally at Haberdashers School. Whilst matchplay takes place outdoors, all of this demand is exported as the Club competes in the Kath Worrell Junior League (Three Rivers) and the Welwyn Hatfield Netball League (Welwyn Hatfield).

Whilst Breezers Netball Club has no registered junior teams, it has started two junior sessions on Tuesday evenings in co-operation with St Margaret's School. Again, all of this demand is currently accommodated indoors.

#### ***Play Netball***

Play Netball is Britain's largest social netball league provider and arranges fixtures, league tables, umpires, netballs and bibs so players can focus on playing. People can join as individuals to find a team, a group to join the same team or produce their own team of 7 or 10 people. Currently, there is no Play Netball league operating in Hertsmere.

#### ***Back to Netball and Walking Netball***

Back to Netball sessions are running across England and provides women of all ages a welcoming re-introduction to the sport. Sessions cover the basics of the game including passing, footwork and shooting and finish with a friendly game. Since its creation in 2010, over 60,000 women have taken part. There is one Back to Netball session at Dame Alice School which operates on a weekly basis. Sessions are operated by uplaysports which a commercial organisation. England Netball is due to begin Walking Netball sessions at St Margaret's School in late April 2019.

Walking netball has evolved from a growing demand of walking sports e.g. walking football. Walking netball is a slower version of the game. It has been designed so that anyone can play regardless of age and fitness level and therefore offers opportunities for older adults to participate and enjoy. Currently, there is a single Walking Netball session operating in Hertsmere. This is based on the indoor courts located at Furzefield Leisure Centre.

#### ***Latent demand***

Latent demand refers to potential demand; individuals who would like to participate within the sport but do not do so. This can be for a variety of reasons including a lack courts or appropriate facilities. There is no identified latent demand in Hertsmere.

## HERTSMERE BOROUGH COUNCIL PLAYING PITCH ASSESSMENT

Additionally, Sport England's Market Segmentation Tool<sup>38</sup> enables an analysis of 'the percentage of adults that would like to participate in netball within Hertsmere, but are not currently doing so'. The tool identifies latent demand of 317 people, 98 (30.9%) of which are within the segment 'Chloe – fitness class friends'.

In comparison to the other West Herts authorities, it is comparable to Three Rivers which has an identified latent demand of 292 people but somewhat behind Dacorum, where 451 people were identified as wanting to play netball but do not currently do so.

### 10.4: Supply and demand analysis

There is currently limited community demand for outdoor netball provision in Hertsmere with most of the activity taking place indoors. The only identified demand for outdoor netball provision is the Back to Netball session based at Bushey Grove Leisure Centre. As such, priority should be placed on sustaining and improving court quality at school sites, where possible, to accommodate curricular and extra-curricular activity.

#### Netball summary

- ◀ In total, there are 76 outdoor netball courts located across 41 sites in Hertsmere.
- ◀ Of which, 45 (59%) are assessed as standard quality, 14 are assessed as good quality (19%) and the remaining 15 (22%) courts are assessed as poor quality.
- ◀ However, only 27 of these courts (36%) are available for community use.
- ◀ Generally, schools do not allow their courts to be available for community use. This can be due to variety of reasons, such as a lack of local demand for court usage, lack of floodlighting, high staff costs to enable community usage or a preference to preserve court quality for curricular use.
- ◀ Two clubs; Breezers Netball Club and JNA Netball Club, operate in Hertsmere. However, all of their play takes place indoors or outside of the Borough.
- ◀ No netball leagues currently operate within Hertsmere.
- ◀ One Walking Netball session is currently based in Hertsmere. This takes place on the indoor courts at Furzefield Leisure Centre.
- ◀ England Netball is due to begin a Walking Netball session at St Margaret's School in late April 2019.
- ◀ Regular Back to Netball sessions are held at Dame Alice Owens School on the outdoor courts, contributing the only known demand for outdoor netball provision in Hertsmere.
- ◀ Priority should be placed on sustaining and improving court quality at school sites, where possible, to accommodate curricular and extra-curricular activity.

<sup>38</sup> See Appendix 2

### **PART 11: ATHLETICS**

#### **11.1: Introduction**

Athletics is administered across the United Kingdom by UK Athletics, including responsibility for developing and implementing the rules and regulations of the sport, anti-doping protocol, health and safety, facilities and welfare, training and coach education and permitting and licensing.

Locally, the sport is currently governed through England Athletics via a team of Club Support Managers with 12 existing across the country.

#### ***Consultation***

There are two identified running clubs in Hertsmere; Ucanjog2 and Running Jo's. Both clubs were invited to complete a survey but only Running Jo's was responsive to consultation requests.

#### **11.2: Supply**

There are no formal athletics track facilities within Hertsmere. The nearest tracks are located in the neighbouring authorities of Watford (Woodside Stadium), Dacorum (Jarman Park) and St Albans (Westminster Lodge Athletics Track).

However, there is a 100m synthetic sprint track located at Haberdashers' Aske's Boys' School. This track is of good quality, however, it is without floodlighting and is unavailable for community use.

Woodside Athletics Track although located in Watford, is the closest track to the Bushey area of Hertsmere. It provides an eight lane synthetic track with two 100 metre straights and all accompanying field event facilities including, four sand pits, hammer and discuss cages, Olympic standard pole vault, two shot putt fans and two synthetic javelin runways. The stadium provides a 700 seater covered spectator stand. The Club, Watford Harriers, will likely serve, at least, a portion of the Hertsmere Borough.

The Jarman Park Athletics Track in Dacorum provides an eight-lane, floodlit, synthetic 400m track which is available for community use. Situated between the track is an adult football pitch, which doubles up as an area for throwing events. Dedicated shot put and high jump areas are present, as are two sand pits for long jump and triple jump. The Club, Dacorum & Tring Athletics Club is likely to attract some residents from Hertsmere.

Westminster Lodge Athletics Track in St Albans provides a six-lane 400m synthetic running track with an eight-lane 100m section. The track is entirely floodlit. Situated between the track is a youth 11v11 football pitch, which doubles up as an area for throwing events. Dedicated shot put, hammer throw, pole vault and high jump areas are present, as is a sand pit for long jump and triple jump. The track is currently used by St Albans Striders and St Albans Athletic Club. The changing rooms on-site were refurbished in 2013 before the floodlights were refurbished in 2017. Additional refurbishment work was planned for 2018 which involves resurfacing the 400m track and 100m area, as well as the synthetic areas for field events.

Running clubs generally use a variety of other spaces such as parks and recreation grounds, for example, Aldenham Park and also the general road network to participate. It is therefore essential to ensure that particularly in parks that the infrastructure is adequately



able to accommodate such high levels of usage in relation to ensure path quality, access to toilet facilities and car parking.

There is a link to be made in relation to cross referencing with the Hertsmere Open Space Study which is currently being developed alongside this PPS in relation to both open space provision including parks provision but also in relation to the public rights of way (PROW). For example, ensuring the quality of key footpaths is maintained and road crossings are adequately provided.

### **11.3: Demand**

There are no formal athletics clubs within Hertsmere, with any demand exporting to neighbouring Dacorum and St Albans. There is, however, weekly Parkrun events, a road running club, a RunTogether group, a yearly 10k event and the We Move, She Moves programme, as summarised below.

#### *Ucanjog2*

Ucanjog2 is a women's jogging club based in Abbots Langley in neighbouring Three Rivers. However, the Club's Tuesday sessions at 9:30am begin at the Phillimore Recreation Ground in Radlett, Hertsmere. The Club also offers an eight-week beginners running course.

#### *RunTogether*

RunTogether is an official England Athletics recreational running project which aims to get the whole nation running. The role of RunTogether is to provide enjoyable, supportive and inclusive running opportunities across England in the form of set routes, running groups and access to programmes such as Find a Guide and Mental Health Ambassadors.

Running Jo's is a recognised RunTogether group in Hertsmere. The group hosts two runs a week at Bushey Heath, one on Friday mornings tailored to Beginners and a more challenging run on Wednesday evenings. The group has an average turnout of ten members per week over the two groups, with 18 registered group members in total.

#### *Parkrun*

Parkrun is a series of weekly five kilometre (k) runs held on Saturday mornings in areas of parks and open space across 850 locations in 12 countries including the UK. They are open to all, free, and are safe and easy to take part in. Parkrun events are all ability runs open to all aged 14 years and older, whilst there are shorter 2k Junior Parkrun events available on Sunday mornings for runners aged four to fourteen years old. In order to take part, runners must first register online in order to receive a printed barcode which gives them access to all Parkrun events.

Parkrun actively promotes local clubs as part of its weekly events in order to advertise them to runners who may potentially be interested in joining a club, whilst approximately 10% of current Parkrun participants are already associated to running clubs. It is common for local clubs to also support Parkrun events through volunteering.



## HERTSMERE BOROUGH COUNCIL PLAYING PITCH ASSESSMENT

---

In Hertsmere, a Parkrun event is held every Saturday at Aldenham Park. Since its inception, the event has taken place 182 times and has since attracted 3,048 different runners, with an average of 75 participants taking part weekly. The highest attendance recorded to date is 169.

In addition, there is also a junior Parkrun event hosted in Hertsmere, taking place at King George Recreation Ground. This has only been started recently, taking place 13 times since its inception. Over its time, this event has attracted 192 runners, with an average of 46 runners per week. The highest attendance recorded to date is 65.

### ***Bushey 10k***

Now in its 34<sup>th</sup> year, the Bushey 10k starts and finishes at Queens School and is open to runners of all abilities. Alongside the 10k run, a 5k and junior races also take place on the day. The 2018 10k attracted a total of 295 runners and the 2019 event will take place mid-July.

### ***Couch to 5k***

Couch to 5k is a national health initiative promoted by the National Health Service (NHS) to encourage absolute beginners get into running as part of establishing and maintaining an active and healthy lifestyle including regular exercise. The plan consists of three runs per week and a day of rest in between, with a different schedule for each of the nine weeks to completion. It starts with a mix of running and walking, to gradually build up fitness and stamina, in order to create realistic expectations and a sense of achievability to encourage participants to stick with it. The end goal of the plan is for the participant to be able to run 5k.

Through the Couch to 5k plan the NHS particularly promotes the health benefits of running and regular exercise which underpin the initiative, such as improved heart and lung health, weight loss and possible increases in bone density which can help protect against bone diseases such as osteoporosis. This also includes mental benefits of running through goal setting and challenge setting, which can help boost confidence and self-belief. Furthermore, running regularly has been linked to combating depression.

It is believed that an increase in people running through the Couch to 5k plan may increase interest and possibly have a knock-on effect leading to increased demand at running groups and clubs as people may wish to continue develop their running further.

### ***We Move, She Moves***

We Move, She Moves is a movement to get women and girls in Hertsmere more active, more often and having fun in the process. Funded by Sport England and delivered by Hertsmere Borough Council, this initiative is about women coming together, trying something new and moving. The programme includes two running classes; Learn to Run and Keep on Running.

Learn to Run is an eight week course aimed at total beginners who want to build their running confidence in a safe and friendly environment. Similarly to Couch to 5k, this class gently introduces running by gradually increasing the intensity. During the first week you will only need to jog a total of 60 seconds at one time. By the end of the course, you could be running up to 5km. There are two Learn to Run classes currently operating. The daytime Shenley course starts at 9:15am from Shenley Primary School every Wednesday. The evening Borehamwood course takes place every Thursday, starting at 7:30pm from Aberford Park.

## HERTSMERE BOROUGH COUNCIL PLAYING PITCH ASSESSMENT

---

Keep on Running is perfect for those who have completed our Learn to Run courses, or for those who can run up to 4km at a slow pace but are looking to push themselves to comfortably running 5km, with the support of a group environment. This four week course aims to improve runner's confidence and prepare them for 5k races.

### ***Future demand***

England Athletics reports that there is generally a current growth being experienced in relation to athletics and running. In addition, it is to be expected that the popularity of the Parkrun events, as well as demand for RunTogether groups, will increase in the future following recent national trends.

Sport England's Market Segmentation Tool<sup>39</sup> enables an analysis of 'the percentage of adults that would like to participate in athletics within Hertsmere but are not currently doing so'. The tool identifies demand of 2,273 people, 409 (18%) of which are within the segment 'Tim – settling down males'.

This figure is much lower than both Three Rivers and Dacorum, with latent demand identified as 5,196 people and 3,258 people respectively.

### **11.4: Supply and demand analysis**

Although no dedicated athletics facilities are currently provided within Hertsmere, no demand is expressed for the creation of such formal athletics provision, with facilities in neighbouring authorities considered close enough to absorb any demand.

Notwithstanding the above, there may be opportunities to consider compact athletics tracks (see below) to further help satisfy the growing demand from run clubs in the Borough. Further to this, there may also be an opportunity to explore floodlighting at Haberdashers' Aske's Boys' School if community use could be established.

Priority should still be placed on sustaining and increasing the popularity of the running events currently taking place. In addition, initiatives not currently implemented should be explored, as this will help attract new runners and also better satisfy existing runners.

### ***Compact athletic facilities***<sup>40</sup>

England Athletics has adopted UKA's strategic position that we should concentrate on preserving and improving the existing stock of 400m tracks rather than seeking to build additional ones. However, there are areas in the country where journey time to the nearest full size outdoor track is longer than ideal, and there are places where good coaching has created significant demand despite the lack of a local athletics facility. The Compact Athletics concept is intended to fill this gap, providing training facilities in places where there is insufficient demand, funding or land to accommodate a full-size track.

A Compact Athletics facility can take a number of forms, but essentially provides a strip of synthetic track plus some capacity for jumps and throws, enabling core athletic skills to be taught, enjoyed and developed.

---

<sup>39</sup> See Appendix 2

<sup>40</sup> More details of this concept can be found at <http://www.sportengland.org/facilities-planning/design-and-cost-guidance/other-design-guidance>.

### **Athletics summary**

- ◀ There are no athletics tracks in Hertsmere, with the closest facilities instead located in Dacorum and St Albans. However, there is a 100m synthetic sprint track located at Haberashers' Aske's Boys' School which is unavailable for community use.
- ◀ There are no athletics clubs in Hertsmere, although there is two running clubs; Ucanjog2 and Running Jo's.
- ◀ Parkrun events take place on a weekly basis at Aldenham Park, with an average of 75 runners each week. A junior Parkrun also takes place at King George Recreation Ground and averages 46 runners a week.
- ◀ The Bushey 10k is an annual running event, with 295 runners taking part last year.
- ◀ Although no dedicated athletics facilities are currently provided, no demand is expressed for the creation of such provision, with facilities in neighbouring authorities considered close enough to absorb any demand.
- ◀ There may be opportunities to explore further in relation to establishing greater community use at Haberdashers' Aske's Boys' School or consideration of compact athletics facilities in the Borough.
- ◀ Precedence should instead be placed on sustaining and increasing the number of running events currently taking place.

### APPENDIX 1: SPORTING CONTEXT

The following section outlines a series of national, regional and local policies pertaining to the study and which will have an important influence on the Strategy.

#### National context

The provision of high quality and accessible community outdoor sports facilities at a local level is a key requirement for achieving the targets set out by the Government and Sport England. It is vital that this strategy is cognisant of and works towards these targets in addition to local priorities and plans.

#### ***Department of Media Culture and Sport Sporting Future: A New Strategy for an Active Nation (2015)***

The Government published its strategy for sport in December 2015. This strategy confirms the recognition and understanding that sport makes a positive difference through broader means and that it will help the sector to deliver five simple but fundamental outcomes: physical health, mental health, individual development, social and community development and economic development. In order to measure its success in producing outputs which accord with these aims it has also adopted a series of 23 performance indicators under nine key headings, as follows:

- ◀ More people taking part in sport and physical activity.
- ◀ More people volunteering in sport.
- ◀ More people experiencing live sport.
- ◀ Maximising international sporting success.
- ◀ Maximising domestic sporting success.
- ◀ A more productive sport sector.
- ◀ A more financially and organisationally sustainable sport sector.
- ◀ A more responsible sport sector.

#### ***Sport England: Towards an Active Nation (2016-2021)***

Sport England has recently released its new five year strategy 'Towards an Active Nation'. The aim is to target the 28% of people who do less than 30 minutes of exercise each week and will focus on the least active groups; typically women, the disabled and people from lower socio-economic backgrounds.

Sport England will invest up to £30m on a plan to increase the number of volunteers in grassroots sport. Emphasis will be on working with a larger range of partners with less money being directed towards National Governing Bodies.

The Strategy will help deliver against the five health, social and economic outcomes set out in the Government's Sporting Future strategy.

- ◀ Physical Wellbeing
- ◀ Mental Wellbeing
- ◀ Individual Development
- ◀ Social & Community Development
- ◀ Economic Development

### ***National Planning Policy Framework (2018)***

The National Planning Policy Framework (NPPF) sets out planning policies for England. It details how these changes are expected to be applied to the planning system. It also provides a framework for local people and their councils to produce distinct local and neighbourhood plans, reflecting the needs and priorities of local communities.

The NPPF states the purpose of the planning system is to contribute to the achievement of sustainable development. It identifies that the planning system needs to focus on three themes of sustainable development: economic, social and environmental. A presumption in favour of sustainable development is a key aspect for any plan-making and decision-taking processes. In relation to plan-making the NPPF sets out that Local Plans should meet objectively assessed needs.

The 'promoting healthy communities' theme identifies that planning policies should be based on robust and up-to-date assessments of the needs for open space, sports and recreation facilities and opportunities for new provision. Specific needs and quantitative or qualitative deficiencies or surpluses in local areas should also be identified. This information should be used to inform what provision is required in an area.

As a prerequisite, the NPPF states existing open space, sports and recreation buildings and land, including playing fields, should not be built on unless:

- ◀ An assessment has been undertaken, which has clearly shown that the open space, buildings or land is surplus to requirements.
- ◀ The loss resulting from the proposed development would be replaced by equivalent or better provision in terms of quantity and quality in a suitable location.
- ◀ The development is for alternative sports and recreational provision, the needs for which clearly outweigh the loss.

In order for planning policies to be 'sound' local authorities are required to carry out a robust assessment of need for open space, sport and recreation facilities.

### ***The FA National Football Facilities Strategy (2018-28)***

The Football Association's (FA) National Football Facilities Strategy (NFFS) provides a strategic framework that sets out key priorities and targets for the national game (i.e., football) over a ten-year period. The Strategy is presently in draft and is due for publication in 2018.

The Strategy sets out shared aims and objectives it aims to deliver on in conjunction with The Premier League, Sport England and the Government, to be delivered with support of the Football Foundation.

These stakeholders have clearly identified the aspirations for football to contribute directly to nationally important social and health priorities. Alongside this, the strategy is clear that traditional, affiliated football remains an important priority and a core component of the game, whilst recognising and supporting the more informal environments used for the community and recreational game.

Its vision is: *"Within 10 years we aim to deliver great football facilities, wherever they are needed"*

## HERTSMERE BOROUGH COUNCIL PLAYING PITCH ASSESSMENT

---

£1.3 billion has been spent by football and Government since 2000 to enhance existing football facilities and build new ones. However, more is needed if football and Government's shared objectives for participation, individual well-being and community cohesion are to be achieved. Nationally, direct investment will be increased – initially to £69 million per annum from football and Government (a 15% increase on recent years).

The NFFS investment priorities can be broadly grouped into six areas, recognising the need to grow the game, support existing players and better understand the different football environments:

- ◀ **Improve 20,000 Natural Turf pitches**, with a focus on addressing drop off due to a poor playing experience;
- ◀ **Deliver 1,000 3G AGP 'equivalents'** (mix of full size and small sided provision, including MUGAs - small sided facilities are likely to have a key role in smaller / rural communities and encouraging multi-sport offers), enhancing the quality of playing experience and supporting a sustainable approach to grass roots provision;
- ◀ **Deliver 1,000 changing pavilions/clubhouses**, linked to multi-pitch or hub sites, supporting growth (particularly in women and girls football), sustainability and providing a facility infrastructure to underpin investment in coaching, officials and football development;  
**Support access to flexible indoor spaces**, including equipment and court markings, to support growth in futsal, walking football and to support the education and skills outcomes, exploiting opportunities for football to positively impact on personal and social outcomes for young people in particular;
- ◀ **Refurbish existing stock to maintain current provision**, recognising the need to address historic under-investment and issues with refurbishment of existing facilities;
- ◀ **Support testing of technology and innovation**, building on customer insight to deliver hubs for innovation, testing and development of the game.

### *Local Football Facility Plans*

To support in delivery of the NFFS, The FA has commissioned a national project. Over the next two years to 2020, a Local Football Facility Plan (LFFP) will be produced for every local authority across England. Each plan will be unique to its area as well as being diverse in its representation, including currently underrepresented communities.

Identifying strategic priorities for football facilities across the formal, recreational and informal game, LFFPs will establish a ten-year vision for football facilities that aims to transform the playing pitch stock in a sustainable way. They will identify key projects to be delivered and act as an investment portfolio for projects that require funding. As such, around 90% of all will be identified via LFFPs. LFFPs will guide the allocation of 90% of national football investment (The FA, Premier League and DCMS) and forge stronger partnerships with local stakeholders to develop key sites. This, together with local match-funding will deliver over one billion pounds of investment into football facilities over the next 10-years.

It is important to recognise that a LFFP is an investment portfolio of priority projects for potential investment - it is not a detailed supply and demand analysis of all pitch provision in a local area. Therefore, it cannot be used as a replacement for a Playing Pitch Strategy (PPS) and it will not be accepted as an evidence base for site change of use or disposal.

A LFFP will; however, build on available/existing local evidence and strategic plans and may adopt relevant actions from a PPS and/or complement these with additional investment priorities.



# HERTSMERE BOROUGH COUNCIL

## PLAYING PITCH ASSESSMENT

---

### ***The FA: National Game Strategy (2018-2021)***

The FA launched its new National Game Strategy in July 2018 which aims to inspire a life-long journey in football for all. To achieve this, the strategy will focus on five key aspects of the game:

- ◀ A high quality introduction to football
- ◀ Developing clubs and leagues
- ◀ Embrace all formats of football and engage all participants
- ◀ Recruit, develop and support the workforce
- ◀ Develop sustainable facilities

Through these five pillars, The FA's objectives are to:

- ◀ Increase the number of male affiliated and recreational players by 10%.
- ◀ Double the number of female affiliated and recreational players via a growth of 75%.
- ◀ Increase the number of disability affiliated and recreational players by 30%.
- ◀ Ensure affiliated Futsal is available across the country in order to increase the number of Futsal affiliated and recreational players.

The sustainable football facilities should provide support to an agreed portfolio of priority projects that meet National Football Facility Strategy (NFFS) investment priorities.

The sustainable football facilities should provide support to an agreed portfolio of priority projects that meet National Football Facility Strategy (NFFS) investment priorities.

### ***England and Wales Cricket Board (ECB) Cricket Unleashed 5 Year Plan (2016-2021)***

The England and Wales Cricket Board unveiled a new strategic five-year plan in 2016 (available at <http://www.cricketunleashed.com>). Its success will be measured by the number of people who play, follow or support the whole game.

The plan sets out five important headline elements and each of their key focuses, these are:

- ◀ **More Play** – make the game more accessible and inspire the next generation of players, coaches, officials and volunteers. Focus on:
  - Clubs and leagues
  - Kids
  - Communities
  - Casual
- ◀ **Great Teams** – deliver winning teams who inspire and excite through on-field performance and off-field behaviour. Focus on:
  - Pathway
  - Support
  - Elite Teams
  - England Teams
- ◀ **Inspired Fans** – put the fan at the heart of our game to improve and personalise the cricket experience for all. Focus on:
  - Fan focus
  - New audiences
  - Global stage
  - Broadcast and digital
- ◀ **Good Governance and Social Responsibility** – make decisions in the best interests of the game and use the power of cricket to make a positive difference. Focus on:
  - Integrity
  - Community programmes



- *Our environments*
- *One plan*
- ◀ **Strong Finance and Operations** – increase the game’s revenues, invest our resources wisely and administer responsibly to secure the growth of the game. Focus on:
  - *People*
  - *Revenue and reach*
  - *Insight*
  - *Operations*

### ***The Rugby Football Union Strategic Plan (2017-2021)***

The RFU has released its new strategic vision for rugby in England. The strategy is based on four main elements which are; Protect, Engage, Grow and Win. It covers all elements of rugby union ranging from elite rugby to grassroots, although the general relevancy to the PPS is centred around growing the game.

The RFU exists to promote and develop rugby union in England and ensure the long-term sustainability of clubs by growing player numbers and retaining them across all age groups. Responding to wider market influences, work will continue on developing new ways to take part in all forms of the game, without comprising the sports traditions. This will ensure a lasting legacy from elite success by attracting new players and encouraging current male and female adult players to play.

The four key aims to ensure long term sustainability are to:

- ◀ Improve player transition from age grade to adult 15-a-side rugby
- ◀ Expand places to play through Artificial Grass Pitches (AGPs)
- ◀ Engage new communities in rugby
- ◀ Create a community 7’s offering

### ***England Hockey (EH) - A Nation Where Hockey Matters 2013***

The vision is for England to be a ‘Nation Where Hockey Matters’.

We know that delivering success on the international stage stimulates the nation’s pride in their hockey team and, with the right events in place, we will attract interest from spectators, sponsors and broadcasters alike. The visibility that comes from our success and our occasions will inspire young people and adults to follow in the footsteps of their heroes and, if the right opportunities are there to meet their needs, they will play hockey and enjoy wonderful experiences.

Underpinning all this is the infrastructure which makes our sport function. We know the importance of our volunteers, coaches, officials, clubs and facilities. The more inspirational our people can be, the more progressive we can be and the more befitting our facilities can be, the more we will achieve for our sport. England Hockey will enable this to happen and we are passionate about our role within the sport. We will lead, support, counsel, focus and motivate the Hockey Nation and work tirelessly towards our vision.

As a governing body, we want to have a recognisable presence to participants of the game, be that through club or association website or their communications, or through the work of the many outstanding coaches in our game, so that players understand that their club is part of a wider team working together to a common goal.

The core objectives are as follows:

1. Grow our Participation
2. Deliver International Success
3. Increase our Visibility
4. Enhance our Infrastructure
5. For England Hockey to be proud and respected custodians of the sport

### *Club participation*

Our club market is well structured and clubs are required to affiliate to England Hockey to play in community leagues. As a result only relatively few occasional teams lie outside our affiliation structure. Schools and Universities are the other two areas where significant hockey is played.

Hockey is clearly benefiting from a double Olympic legacy. After Great Britain's women won bronze in front of a home crowd in London in 2012 the numbers of young girls playing the sport doubled and a historic gold in Rio 2016 saw more than 10,000 players promptly joining clubs. These triumphs have inspired the nation to get active and play hockey. Thanks to the outstanding work of the network of clubs across the country, England Hockey has seen unprecedented growth at both ends of the age range. There has been an 80% increase in the number of boys and girls in clubs, as well as a 54% increase in players over the age of 46.

Hockey clubs have reaped the rewards of the improved profile of the sport, focussing on a link with schools to provide excellent opportunities for young players. Programmes such as Quick sticks – a small-sided version of hockey for 7-11 year olds – in Primary Schools have been hugely successful in allowing new players to take part in the sport from an early age. The growth in the sport since the eve of London 2012 has been seen across the country, examples being a 110% increase in under 16s club participation in London, and a 111% growth in the North West in the same age bracket.

### ***England Hockey Strategy***

England Hockey's Facilities Strategy can be found [here](#).

**Vision:** For every hockey club in England to have appropriate and sustainable facilities that provide excellent experiences for players.

**Mission:** More, Better, Happier Players with access to appropriate and sustainable facilities

The 3 main objectives of the facilities strategy are:

#### **1. PROTECT: To conserve the existing hockey provision**

- There are currently over 800 pitches that are used by hockey clubs (club, school, universities) across the country. It is important to retain the current provision where appropriate to ensure that hockey is maintained across the country.

#### **2. IMPROVE: To improve the existing facilities stock (physically and administratively)**

- The current facilities stock is ageing and there needs to be strategic investment into refurbishing the pitches and ancillary facilities. England Hockey works to provide more support for clubs to obtain better agreements with facilities providers & education around owning an asset.

### **3. DEVELOP: To strategically build new hockey facilities where there is an identified need and ability to deliver and maintain. This might include consolidating hockey provision in a local area where appropriate.**

England Hockey has identified key areas across the country where there is a lack of suitable hockey provision and there is a need for additional pitches, suitable for hockey. There is an identified demand for multi pitches in the right places to consolidate hockey and allow clubs to have all of their provision catered for at one site.

#### ***Growing the Game of Golf in England (2017-2021)***

In 2014, England Golf developed its first national strategy to help golf in England rise to some serious challenges. Membership was declining, many clubs were facing financial and business problems and the perception of the game was proving damaging. As such, it decided to set out recommendations for actions that would help “raise the game”. The 2014 strategy helped achieve the following:

- ✦ 427,111 people being introduced to golf for the first time.
- ✦ 31,913 new members for England's golf clubs from national initiatives.
- ✦ Over £25 million generated for golf clubs through new members.
- ✦ Four counties to merge their men's and women's unions associations.
- ✦ Support for 15,200 national, regional and county squad players.
- ✦ Over 150 championships and events organised across the country.

Following the above strategy, England Golf is now setting out to “grow the game” of golf through seven strategic objectives. Developed in consultation with the golfing community, six of these are developed from the previous work in 2014, whilst one (being customer focussed) is brand new and intends on boosting the impact of them all.

The objectives are:

- ✦ Being customer focussed
- ✦ Stronger counties and club
- ✦ Excellent governance
- ✦ Improve image
- ✦ More members and players
- ✦ Outstanding championships, competitions and events
- ✦ Winning golfer

#### ***Bowls England: Strategic Plan 2014-2017***

Although the Plan is currently being updated, this version remains the most up to date available. Bowls England will provide strong leadership and work with its stakeholders to support the development of the sport of bowls in England for this and future generations.

The overall vision of Bowls England is to:

- ✦ Promote the sport of outdoor flat green bowls.
- ✦ Recruit new participants to the sport of outdoor flat green bowls.
- ✦ Retain current and future participants within the sport of flat green bowls.

In order to ensure that this vision is achieved, ten key performance targets have been created, which will underpin the work of Bowls England up until 31<sup>st</sup> March 2017.

- ✦ 115,000 individual affiliated members.

## HERTSMERE BOROUGH COUNCIL PLAYING PITCH ASSESSMENT

---

- 1,500 registered coaches.
- Increase total National Championship entries by 10%.
- Increase total national competition entries by 10%.
- Medal places achieved in 50% of events at the 2016 World Championships.
- County development officer appointed by each county association.
- National membership scheme implemented with 100% uptake by county associations.
- Secure administrative base for 1st April 2017.
- Commercial income to increase by 20%.

Despite a recent fall in affiliated members, and a decline in entries into National Championships over the last five years, Bowls England believes that these aims will be attained by following core values.

The intention is to:

- Be progressive.
- Offer opportunities to participate at national and international level.
- Work to raise the profile of the sport in support of recruitment and retention.
- Lead the sport.
- Support clubs and county associations.

### ***British Tennis Strategy 2019***

The new LTA Strategy includes seven strategies relating to three objectives which are built around the following vision and mission:

**Vision:** tennis opened up

**Mission:** to grow tennis by making it relevant, accessible, welcoming and enjoyable

### **Objectives**

- Increase the number of fans on our database from [623,602] to [1,000,000] by 2023.
- More people playing more often;
  - Increase the number of adults playing tennis each year from [7.7% (4,018,600)] of the population to [8.5% (4,420,460)], and the frequency of adults playing tennis twice a month from [1.9% (858,700)] of the population to [2.2% (1,000,000)] by 2023.
  - The number of children playing tennis from [x] to [y] by 2023 (to be finalised December 2018 on publication of Sport England's new Child Participation Survey).
- Enable 5 new players to break into the top 100 by 2023 and inspire the tennis audience.

### **Strategies**

- Visibility - Broaden relevance and increase visibility of tennis all year round to build engagement and participation with fans and players.
- Innovation - Innovate in the delivery of tennis to widen its appeal.
- Investment - Support community facilities and schools to increase the opportunities to play
- Accessibility - Make the customer journey to playing tennis easier and more accessible for anyone
- Engagement - Engage and collaborate with everyone involved in delivering tennis in Britain, particularly coaches and volunteers to attract and maintain more people in the game.
- Performance - Create a pathway for British champions that nurtures a diverse team of players, people and leaders.
- Leadership - Lead tennis in Britain to the highest standard so it is a safe, welcoming, well-run sport.

## HERTSMERE BOROUGH COUNCIL PLAYING PITCH ASSESSMENT

---

### ***England Netball - Your Game, Your Way 2013-17***

Even though this Plan is out of date, England Netball remains committed to its '10-1-1' mission, vision and values that form the fundamentals for its strategic planning for the future for the sport and business. To facilitate the successful achievement of Netball 10:1:1 and Goal 4, England Netball will:

- ◀ Accelerate the participation growth by extending our market penetration and reach through the activation of a range of existing and new participant-focused products and programmes that access new and targeted markets.
- ◀ Increase the level of long-term participant retention through targeting programmes at known points of attrition and easy transition through the market segments, supported by an infrastructure that reflects the participant needs and improves their netball experience.
- ◀ Build a sustainable performance pathway and system built on the principles of purposeful practice and appropriate quality athlete coach contact time.
- ◀ Develop sustainable revenue streams through the commercialisation of a portfolio of products and programmes and increasing membership sales. This will also include the creation of cost efficiencies and improved value for money through innovative partnerships and collaborations in all aspects of the business.
- ◀ Establish high standards of leadership and governance that protect the game and its people and facilitates the on-going growth and transformation of the NGB and sport.

### ***England Athletics Strategic Plan – Athletics & Running: for everyone, forever – 2017 and beyond***

This plan sets out England Athletics' mission, vision and strategic priorities that will direct how they work as an organisation during the coming years: what they do and how they will do it.

**Vision:** Make athletics and running the most inclusive and popular sport in England, led by a network of progressive clubs and organisations and supported by a sustainable, respected and trusted governing body.

For England Athletics to achieve this vision, they will focus on three values:

- Pride – taking pride in their work and demonstrating to athletes that they recognise the importance of their role in bettering athletics.
- Integrity – demonstrate integrity to earn respect and to build effective partnerships.
- Inclusivity – promote inclusivity in all their actions.

**Mission:** To grow opportunities for everyone to experience athletics and running, to enable them to reach their full potential.

In order to achieve their mission, England Athletics will have three strategic priorities.

1. To expand the capacity of the sport by supporting and developing its volunteers and other workforce. The target is to achieve a 6% increase every year of licensed leaders, coaches and officials.
2. To sustain and increase participation and performance levels in our sport. To achieve this, England Athletics' current targets are to increase the number of club registered athletes from (149,000 to 172,000), engage 135,000 people through the RunTogether programme and to increase athlete performance levels across all events and disciplines by 1% every year.

3. To influence participation in the wider athletics market. Their target here is to increase the number of regular athletes or runners by at least one million.

#### ***England Athletics Facility Strategy (2018 – 2025)***

The purpose of this document is to set out our long term vision for athletics facilities in England. Facilities form a vital component of the overall England Athletics strategy.

The development, protection and enhancement of facilities will support our strategic plan and help England Athletics contribute to the delivery of the Department for Culture, Media and Sport's Sporting Futures: A New Strategy for Sport and Sport England's strategy Towards an Active Nation. Appropriate facilities help to attract and inspire new participants and provide the foundation and focus for a significant proportion of the England Athletics family.

The England Athletics Strategic Plan notes that the sport increasingly needs to become financially sustainable and that a business-like and innovative approach is a vital component of its future success. Facilities are fundamental, but they are also expensive to create and to maintain. The sport therefore faces a significant challenge to develop, improve and maintain facilities, most of which are currently operated and funded by third parties.

This strategy sets out a challenge to all those involved with the delivery of the sport to be innovative and business like in the operation and development of facilities at a time of financial challenge, as it aims "To create an innovative and inspiring network of sustainable athletic facilities, with the capacity to meet both current and future demand across England".

#### ***UK Athletics Facilities Strategy (2014-2019)***

Facilities are essential to attracting, retaining and developing athletes of the future. Having the right facilities in the right place will be crucial in meeting growing demand, increasing participation in physical activity and athletics, improving the health of the nation and supporting a new generation of athletes in clubs and schools through to national and world class level.

UKA and the Home Country Athletics Federations (HCAFs) recognise the challenges faced by facility owners and venue operators, and the 5 year Facility Strategy (2014-2019) uses a Track & Field facility model designed to support a sustainable UK network of development, training and competition venues that meet Home Country needs aligned to UKA's Athlete/Participant Development Model. In addition to Track and Field provision, UKA recognises the huge amount of club activity that takes place on roads, paths and trails and the strategy also maps out a plan for future "running" facilities.