






# CIL Procedures and Forms



Last Modified July 12, 2021

[Share this page](#)

We have produced a  [CIL guidance document](#) (370kb PDF) for applicants and developers which provides useful information on CIL, including what development will be liable or exempt, how payment will be calculated and when and how it will be collected

For an overview of the CIL process, please see our  [CIL charging process flowchart](#) (67kb PDF) or watch this short CIL charging process video on Youtube  [here](#).

Please use the  [Planning Portal](#) to download CIL forms and for further guidance.

An explanation of the CIL process is

**1. Determine whether a development is CIL liable**



**2. Assume Liability**



**3. Claim Relief (if applicable)**



**4. Calculate Floor Space and Liability Notice**



**5. Commencement Notice**



**6. Demand Notice**



**7. Payment**



**8. Completion / Clawback Period**



**9. Failure to Pay or Comply with the CIL procedure**



**10. Appeals**





[Contact us](#) [Accessibility](#) [Accessibility Statement](#) [Jobs](#) [Sitemap](#)